



Holidays Homework

(2021-22)

CLASS-I

Important Note

Summer vacation will commence on 31.05.2021 and school will reopen on 12.07.2021.

- ✓ *Home work should be done in neat and clean handwriting.*
- ✓ *Parents are requested to clear the dues as per the schedule given.*

English:-

1. Read story book Goldilocks and three Bears upto page no. 15
2. Learn and recite the poem 'After a Bath' with proper rhythm and actions and make a video of it.
3. Solve the Grammar Worksheets on loose sheets or you can take printouts.

1. _____
2. _____
3. _____
4. _____
5. _____

1. _____
2. _____
3. _____
4. _____
5. _____

All about me!

My name is

I am years old.

I live in

I have brothers and sisters.

My favourite food is

My favorite colour is

My best friend's name is



I like to / don't like to

	😊 I like to	😬 I don't like to
read		
listen to music		
play with my friends		
watch movies		
draw		
dance		
play computer games		
catch spiders		

Write the Days of Week in correct order:-

TUESDAY	
FRIDAY	
MONDAY	
SATURDAY	
THURSDAY	
SUNDAY	
WEDNESDAY	

• Write five sentences using is/am/are:-

1. _____

2. _____

3. _____

4. _____

5. _____

Fun Time...

Activity (Naming Words)

*Colour the box **RED** if it names a person.*

*Colour the box **BLUE** if it names a place.*

*Colour the box **GREEN** if it names an animal.*

*Colour the box **YELLOW** if it names a thing.*

crow	clown	Meena	chair	ball
cat	Delhi	lady	Mittu	flower
father	farm	Tommy	baby	brother
king	Rajan	India	monkey	Jungle
boat	Ganga	cake	Taj Mahal	aunt

Pick five Special Names from the given grid:

1.
2.
3.
4.
5.

Rewrite the following sentences using capital letters wherever required:-

1. mala went to the store.

Ans _____

2. my mother is pretty.

Ans _____

3. tanu is my best friend. her father is a doctor.

Ans _____

4. rohan and i are cousins.

Ans _____

4. mohan lives in mumbai.

Ans _____.

6. diwali is a festival of lights.

Ans _____

EVS

1. Clean hands are caring hands!

Good hand washing is the first line of defence against many illnesses.

Keeping in mind the above thought, prepare a poster on 'Importance of Hand Wash.'

Images shared for reference.



2. Name and paste pictures of any two.

- a) Junk food _____
- b) Fruits _____
- c) Milk products _____
- d) Vegetables _____

(Do it in your EVS notebook)

3. 'Dad is a true reflection of God's care.'

On the occasion of Father's Day (20 June'21)
make a Greeting card for your father and know
more about him by completing the following.

The template is a rectangular card with a decorative border. At the top left, it says "Happy Father's Day" in a stylized font. To the right of this, there is a line for "Name:". Below the title, on the left, is a large square box with a decorative border, labeled "My Dad". Below this box is another rectangular box labeled "My Dad likes". To the right of these boxes is a large, irregular shape labeled "My Dad is...". At the bottom right, there is a large star shape labeled "I love my dad because...". In the bottom left corner, there is a small trophy icon with the words "BEST DAD EVER" on it, and a small box labeled "I Love You". The copyright notice "© Create-abilities" is located at the bottom center.

Happy Father's Day

Name: _____

My Dad is...

My Dad

My Dad likes

I love my dad because...

BEST DAD EVER

I Love You

© Create-abilities

Maths:-

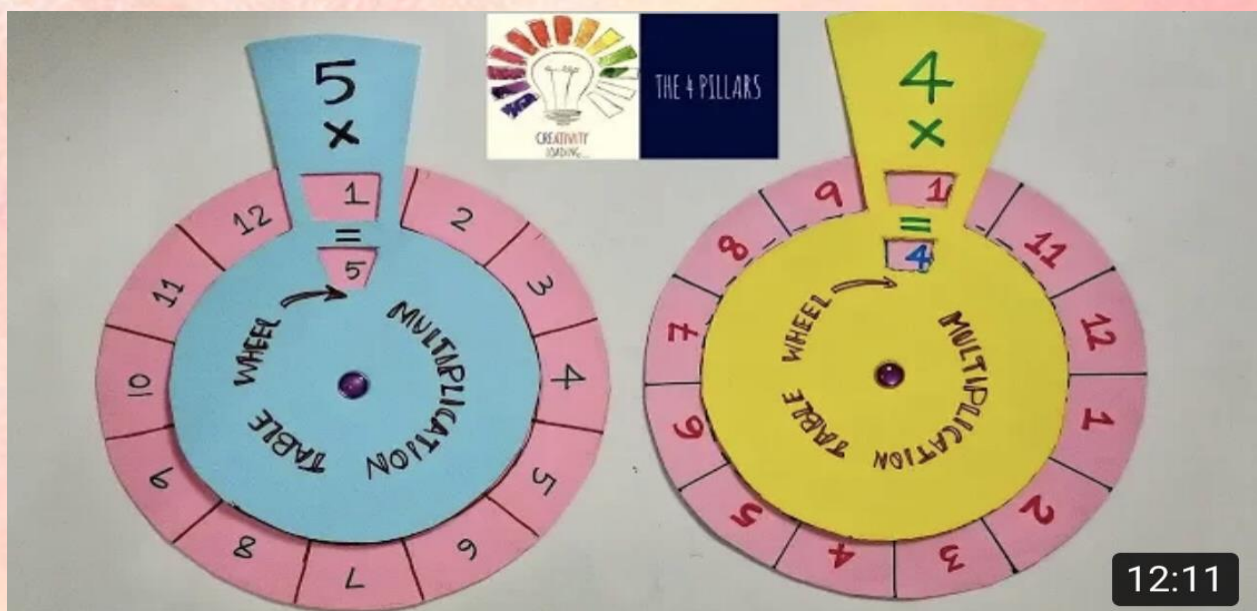
- **Oral:** Learn tables(0-8)
- **Do page no. 3,5,7,11,21,25,28,29** on your maths book.
- **Do Activity-1 on your maths notebook .**

Activity-1

Draw a landscape by using different basic geometrical shapes and decorate it with different colours or glaze paper.

Activity-2

Make a Spinner for Table of 8 for eg:-



12:11

Do the given assignments and paste them on
your maths notebook .

Name:

Class:



Counting tens and ones: Up to 20

Form groups of tens and complete the addition sentences below.



+

=

Tens

Ones



+

=

Tens

Ones



+

=

Tens

Ones

Solve these:-

Name: _____


Score: _____

Growing & Repeating Pattern


Draw the picture that comes next in each pattern.



HOW MANY?



1 2 3 4 5




1 2 3 4 5



1 2 3 4 5




1 2 3 4 5



1 2 3 4 5



1 2 3 4 5



1 2 3 4 5



1 2 3 4 5

Punjabi:-

Collect & paste the pictures of items used in Punjabi dance (Bhangra + Giddha) in your notebook.

- * Draw 2-2 pictures of Varanmala letters (ੳ - ਵ) in your notebook and fill colours also**
- * Learn Poems ਅਰਦਾਸ & ਆਏ ਬਦੱਲ**