



SWAMI SANT DASS JUNIOR SCHOOL

For the Session - 2022-23

Class - Nursery

Book Recommended

Sr. No.	Name of Books	Publisher
1.	English	
	Alphabet Adventure-II	Mount Canny Publications
	Heuristic Work Book	Heuristic Books Jalandhar
2.	Assignments (English + Maths)	
3.	General Knowledge	
	Go for pictures	Evergreen Publications Ltd.
4.	Drawing	
	Crayon's Fun with	
	Dev 'n' Olina (A)	Millennium Book Source Pvt. Ltd.

ENGLISH

Term-I (April - September)

SUMMATIVE ASSESSMENT - I

ORAL

Rhymes(With Actions)

1. Rolly Polly
2. Washing Day
3. Bubbles
4. Ding Dong Bell
5. Ba-Ba Black Sheep
6. Chubby Cheeks
7. I hear Thunder

Book Reading : A-N

Story : The Cats and the Monkey

Tabby and Sabby were two cats. Once they found a piece of cake. They broke it into two pieces. Tabby took one piece and Sabby took another. "You have a bigger piece," mewed Tabby. No, no yours is bigger. Sabby mewed back. Ben, the monkey, saw them fighting. He offered to settle the matter. Ben took a bite here and a bite there. In the end, he ate up both the pieces of cake. Tabby and Sabby did not get any cake at all.

Moral : 1. Don't fight with each other.

2. Share your things with each other.
3. Don't be greedy.

(Questions & Answers of the story)

- Q1. What is the name of the story ?
Ans. The Cats and the Monkey.
- Q2. What were the names of the two cats ?
Ans. Tabby and Sabby
- Q3. Why were they fighting ?

Ans. They were fighting for the cake.

Q4. Who came to help them ?

Ans. Ben, the monkey came to help them.


Q5. Who ate the full cake ?

Ans. Ben ate the full cake.

Q6. Tell the moral of the story ?

Ans. Don't be greedy.

Note : Any other Questions may be asked from the story in the examination.



English Communication & General Etiquettes

1. My Self (Related questions will be asked)

For Example- 1. What is your name?

2. Where do you live?

Word Usage : I, We, He, She, Thanks

General Etiquettes (for example)

Q1. How to wish ?

Good Morning, Good Afternoon, Good Evening,
Good Night

Q2. How to Sit in the class ?

Smartly

Q3. How to walk in a line ?

Quietly

Q4. Where to throw waste ?

Dustbin

Q5. How to enter the class ?

May I come in, Ma'am

Q6. How to ask for Washroom ?

Ma'am, May I go to washroom

Note : Any other Question may be asked from the story in the examination.

Written :

Standing lines, Sleeping lines, Slanting lines, Circles, Semicircles. A-N (with pictures), Missing Letters, Dictation, Look and Write, Match the letters with correct letters .

Distribution of Marks :

Oral : 40

Written : 60

Total : 100

Term-II (Oct. - March)

SUMMATIVE ASSESSMENT - II

ORAL

Rhymes (With Actions)

1. Good Morning
2. Hello ! Mr Bunny Rabbit
3. Cobbler, Cobbler
4. One, Two, Three, Four, Five
5. Rain-Rain
6. After a Bath
7. Red Light, Red Light

Book Reading : A-Z

Story : Arun and Junk Food

Arun, a jovial child, was very fond of eating. He was always hungry. He would gulp down everything that was offered to him. One day his mother sent him to a nearby shop to buy a loaf of bread. Being Obedient he ran to the nearby shop. There was some money left over. While coming back, he passed a chat seller. He was tempted to eat it and bought same. The chat was uncovered and attracted plenty of flies.

Barely after two hour, he started vomiting and had several stomach ache. His mother took him to the doctor who diagnosed him for the food poisoning. Arun confessed that he had taken chat from outside. The doctor scolded him for eating chat exposed to flies. He further advised him to have food which was prepared and sold in hygienic conditions.

Arun, having suffered the pain, sincerely promised his mother that he would follow the doctor's advice very strictly, and also not eat any food like burger or pizza.

MORAL : "Always eat healthy food"

(Question & Answer of the story)

Q1. What is the name of the story ?

Ans. Arun and Junk Food.

Q2. Why does Arun's Mother give him money ?

Ans. To buy a loaf of bread.

Q3. How does Arun fall ill ?

Ans. Arun eats uncovered food.


Q4. Is junk food good for health ?

Ans. No, it is not good for health.

Q5. Tell the moral of the story.

Ans. Always eat healthy food.

Note : Any other questions may be asked from the story in the examination.



English Communication & General Etiquettes

(Related questions will be asked from the given topics)

My Classroom.

For example : In which class do you study ?

My Family

For example : What is your Father's/Mother's name ?

Word usage : Please, Sorry, Come, May, This

Activity :

Mike Activity (to build up confidence)

General Etiquettes (for example)

Q1. How to ask for water ?

Ans. Ma'am may I drink water.

Q2. How to come to school ?

Ans. In proper school Uniform.

Q3. What to say when your lunch is finished ?

Ans. Ma'am, I have finished my lunch.

Q4. Use of action word like Clapping, Laughing, Crying, Eating, Drinking, sleeping, Writing.

For exapmle : Writing : What are you doing ?

I am Writing.

Nsy-6

Note : Any other question may be asked from the story in the examination.

Written :

A-Z (with pictures), Missing Letters, Dictation, Look and Write, Circle the odd one, Match the letters with correct letters .


Distribution of Marks :

Oral : 40

Written : 60

Total : 100

PATTERN OF ALPHABETS



MATHEMATICS

Term-I (April - September)

SUMMATIVE ASSESSMENT - I

Oral :

Counting : upto 20

Recognition : upto 10

Recognition of shapes of different things

Count the objects (upto 10)

Written :

Counting : upto 10 (with pictures of nos 1-5)

Dodging : upto 10

Missing Numbers : upto 10

Match the correct numbers upto 10

Circle the odd one : upto 10

Count & Write : upto 5

Draw & Colour : Circle

Distribution of Marks :

Oral : 20

Written : 80

Total : 100

Term-II (Oct. - March)
SUMMATIVE ASSESSMENT - II

Oral :

Counting : upto 30
Recognition : upto 30
Recognition of shapes of different things
Count the objects (upto 10)

Written :

Counting : upto 30 (with pictures of nos 1-10)
Dodging : upto 30
Missing Numbers : upto 30
Circle the odd one : upto 10
Match the correct numbers upto 30
Count & Write : upto 10
Draw & Colour : Rectangle, Triangle

Distribution of Marks :

Oral : 20
Written : 80
Total : 100

GENERAL KNOWLEDGE

Term-I (April - September)
SUMMATIVE ASSESSMENT - I

Go For Pictures :

1. Pet Animals
 2. Birds
 3. Fruits
 4. Food
 5. Recognition of Rooms
 6. Transport
 7. Learning Places
 8. Clothes
 9. Colours
 10. Shapes
 11. Concept of : Sit/Stand, Big/Small, Open/Close, Fat/Thin
- * Recognition
*Q/Ans. Related to the given topics.

Distribution of Marks :

Oral : 50

Term-II (Oct - March)
SUMMATIVE ASSESSMENT - II

Go For Pictures :

1. Wild Animals

2. Insects
 3. Vegetables
 4. Flowers
 5. Household Objects
 6. Neighbourhood
 7. Stationary
 8. Seasons
 9. Games
 10. Social Places
 11. Concept of : More/Less, Tall/Short, In/out, Up/Down)
- * Recognition
- *Q/Ans. Related to the given topics.

Distribution of Marks :

Oral : 50

DRAWING & CREATIVE WORK

Term-I (April - September)

SUMMATIVE ASSESSMENT - I

Drawing

Draw and colour : Sun, Grapes, Kite, Hut, Fish

Book : Crayons Fun with Dev 'n' olina (A) : Pgs 1 to 16

Creative Work (C. Work)

1. **Thumb Printing** (with the help of stamp pad)

Toffee, Cherries, Egg, Chick

2. **Clay Work** : Ball, Snake, Rose

Note : Students will be assessed through their performance in the class.

Term-II (Oct. - March)

SUMMATIVE ASSESSMENT - II

Drawing

Draw and colour : Toffee, Cup, Bird, Candle, Ice-candy

Book : Crayons Fun with Dev 'n' olina (A) : Pgs 17 to 32

Creative Work (C. Work)

1. **Thumb Printing** (with the help of stamp pad)

Balloons, Fish, Pineapple, Monkey

2. **Clay Work** : Apple, Ring, Ice-cream

Note : Students will be assessed through their performance in the class.

PHYSICAL EDUCATION

Term-I (April - September)

SUMMATIVE ASSESSMENT - I

Warming Up :

Jogging/Running, Free Hand Exercises.

Games :

Simple Race, Pass the Ball, Musical Chair, Race with Partner or Frog Race

MORAL VALUES :

Parents are requested to help their ward to participate in the activity to inculcate moral values among them.

Topics - I LOVE MY FAMILY

Main Idea :

Family is a group of closely related people living together, helping and supporting each other.

Objectives :

- * To understand the importance of each family member.
- * To explore ways in which we can create bond with one another.
- * To know how to develop good values.

Story :

Pia and Zia were two sisters. Pia always felt that her parents loves Zia more than her.

One day Pia fell sick and high fever. Zia took care of her as their Parents were not at home. When their parents came back from the office, her father took her to the doctor who gave her medicines. Her mother cooked special food for her and looked her. Pia realised that she

was loved. he felt the importance of the family members who were always by her side in times of need.

ACTIVITY-1

- * Ask the children to tell about their family members.
- * Who is the oldest member of the family.
- * Who is the youngest member of the family.

ACTIVITY-2

- * Make a family tree with pictures of your family members.

ACTIVITY-3

- * Role play-enacting their family members

Term-II (Oct. - March)

SUMMATIVE ASSESSMENT - II

Warming Up :

Jogging/Running, Free Hand Exercises.

Games :

Back Race, Frog Race, Throw Ball into the basket.

MORAL VALUES :

Parents are requested to help their ward to participate in the activity to inculcate moral values among them.

Topics - NOT WASTING FOOD

Main Idea :

We must not waste food and water.

Objectives :

- * To make students aware about the importance and value of food.
- * To explore ways in which students can help others.
- * To explore ways in which we can adopt healthy eating habits.

Story :

Mithi was a friendly and soft spoken girl. She loved chocolates and biscuits. Whenever her mother packed chapatti and vegetables in her tiffin box, he would either throw her food or bring the food back home untouched. Her mother spoke to her at length about the importance of food but Mithi continued to waste food. Then one day she went out with her mother to the market. She saw some poor children begging for food. They were hungry and had nothing to eat. Some were even drinking dirty water. Mithi realized the importance of food and promised her mother that she will never waste and throw her food ever again.

ACTIVITY-1

- * Discuss the ways in which students waste food or water.

ACTIVITY-2

- * Plant a vegetable plant and watch it grow, This will help children understand the need to care for plant.

ACTIVITY-3

- * Ask what the families of student do with their leftover food ?
How can leftover food be utilised ?

ACTIVITY-4

- * Encourage the child to give the leftover food to animals and birds.

ACTIVITY-5

- * Families should be encouraged to share food with poor people.

Self Evaluation :

- * Do I Waste my food ?
- * What did I do with the food that I was unable to finish.

Rhymes (Term-1)**1. Rolly Polly**

Rolly Polly, Rolly Polly, up up up
Rolly Polly, Rolly Polly, down down down
Rolly Polly, Rolly Polly, in in in
Rolly Polly, Rolly Polly, out out out.

2. Washing Day

Washing Day, washing day
Mother rubs the clothes this way
Rub a dub, rub a dub
Up and down inside the tub.

3. Bubbles

Fill the pipe, gently blow
Now you see the bubbles go
Strong at first, then they burst
Oops! Oops! Oops!

4. Ding Dong Bell

Ding dong bell-2, pussy in the well-2
Who put her in? Little Tommy thin
Who pulled her out? Little Tommy stout.

5. Ba-Ba Black Sheep

Ba-Ba Black Sheep. Have you any wool ?
Yes sir, yes sir, three bags full
One for my master, one for my dame
And one for the little boy, Who lives down the lane.

6. Chubby Cheeks

Chubby cheeks, dimpled chin,
Rosy lips, teeth within, curly hair, very fair,
Eyes are blue, lovely too Teacher's pet, is that you ?

7. I Hear Thunder

I hear thunder, I hear thunder,
Oh! don't you-2 Pitter patter rain drops-2
I am wet through-2

Rhymes (Term-II)

1. Good Morning

We come from many places,
Good morning! Good morning!
With happy smiling faces,
Good morning to you!
The sunshine we are bringing,
Good morning! Good morning!
So let's start out by singing,
Good morning to you!

2. Hello! Mr. Bunny Rabbit

Hello! Mr. Bunny Rabbit
Will you have some tea?
Oh no thankyou
Not for me
I would rather have a carrot
But I won't have tea."

3. Cobbler, Cobbler

Cobbler, cobbler mend my shoe,
Get it done by half-past two,

Stitch it up and stitch it down,
Then I will give you half a crown.

4. One, Two, Three, Four, Five

One, two, three, four, five,
Once I caught a fish alive,
Six, seven, eight, nine, ten,
Then I let him go again.
Why did you let him go ?
Because he bit his finger so.
Which finger did he bite ?
This little finger on my right.

5. Rain Rain

Rain rain go away
Come again another day
Daddy wants to play
Rain rain go away.

Rain rain go away
Come again another day
Mummy wants to play
Rain rain go away.

Rain rain go away
Come again another day
Sister wants to play
Rain rain go away.

Rain rain go away

Come again another day
 Brother wants to play
 Rain rain go away.
 Rain rain go away
 Come again another day
 All the family wants to play
 Rain rain go away.

6. After A Bath

After a bath
 I try try try
 To wipe myself
 Till I am dry dry dry
 Hands to wipe and fingers and toes
 Two wet legs and a shiny nose.
 Just think, how much less time I'd.
 Take if I were a dog and could
 Shake, Shake, Shake!

7. Red Light Red Light

Red light, Red light
 What do you say?
 I say stop, stop right away.
 Yellow light, yellow light
 What do you say ?
 I mean wait, till the light is green.
 Green Light, Green Light
 What do you say ?
 I say go, go right away.

Formation of numbers

	1		1	1		2	1		
	2		1	2		2	2		
	3		1	3		2	3		
	4		1	4		2	4		
	5		1	5		2	5		
	6		1	6		2	6		
	7		1	7		2	7		
	8		1	8		2	8		
	9		1	9		2	9		
1	0		2	0		3	0		