



SWAMI SANT DASS JUNIOR SCHOOL

For the Session - 2022-23

Class - L.K.G.

Books Recommended

Sr. No.	Name of Books	Publisher
1. English		
1.	Pattern Book	Heuritic Books
2.	Phonic (5) Picture Book	Grafalco
2. Maths		
3.	Assignments of Maths	
3. General Knowledge		
4.	Picture Dictionary (Book B)	TUK Publications
4. Drawing		
5.	Creative Art Gallery (A)	Passion Books
5. Physical Education		

ENGLISH

Term-I (April - September)

SUMMATIVE ASSESSMENT - I

ORAL

Rhymes(With Actions)

1. God's love is so wonderful
2. LolliPop
3. Little Boy Sunny
4. Chicks
5. Seed
6. Got My Toothpaste
7. Tea Pot
8. Wee Willie Winkie
9. Phonetic Sounds (A-Z)

Reading : Pages A to Z

Story: "The Lion & The Shepherd"

Once upon a time there was a shepherd named Kalu. He used to go to the forest everyday to graze his goats. The naughty shepherd used to play pranks daily. One day the shepherd raised a false alarm, "Lion! Lion! Save me ! Hel..... p!!!". The farmers working in the nearby field ran to help the shepherd but he started laughing and said, "I was joking, there is no Lion here." The farmers were very angry. After a few days the shepherd played the same trick again. The farmers came for help. They scolded Kalu and went back to their fields. One day the Lion really appeared. The Shepherd shouted loudly for help but no one came to help him. The farmers thought that he might be playing the same prank again. The Lion killed many of the goats. The shepherd was left alone with tears in his eyes.

Moral: "Never tell a lie !

Question-Answers of the story

Q.1. What is the name of the story?

Ans. The Lion & The Shepherd.

Q.2. Who always told lies ?

Ans. The Shepherd always told lies.

Q.3. Who came to help the shepherd ?

Ans. The farmers came to help the Shepherd."


Q.4. What did the Lion do?

Ans. The Lion killed many of the goats.

Q.5. What is the moral of the story?

Ans. Never tell a lie.

Note: Any other question may also be asked from the story in the examination.



English Communication & General Etiquettes (Related questions will be asked from the given topics)

My Self :

For example: 1. What is your name?
2. Where do you live?

My Class Room :

For example: 1. In which class do you study?
2. How many doors are there in your classroom?

My Family:

For example:

1. What is your father's/mother's name?
2. How many brothers/sisters do you have?

Days of the Week:

For example: 1. Which day is today?
2. How many days are there in a week ?

General Etiquettes :

*Use of Please, Thank you, Sorry

*How to wish ?

*Use of Dustbin, Paper Napkins"

Word usage in communication

*Use of Please, Sorry, May I.

*Use of He/She, This/That, These/Those.

For Example : This is a pencil.
That is a door. etc.

Use of These and Those

For Example : These are pencils.

Those are windows. etc.

Note: Any other question may also be asked in the exam.

Written :

1. Revision of simple alphabets A to Z
2. Small cursive writing a to z (with pictures)
3. Capital cursive Writing A to F
4. Missing Alphabets (a to z)
5. Circle the odd one.
6. Dictation a to z.
7. Joining Aa-Ff
8. Matching (Picture with Letter)
9. Look and Write (a to z)

Distribution of Marks

Oral:40

Written : 60

Total : 100

Term-II (Oct. - March)

SUMMATIVE ASSESSMENT - II

ORAL

1. The Itsy-Bitsy Monkey
2. Ladybug
3. I'm a Little Princess
4. Frog
5. Tommy Trot, A Man of Law
6. Popcom
7. Two Little Ducks
8. Donkey, Donkey

Reading : Pages A to Z

*Reading of three letter words with phonetic sounds
(vowels a, e)

Story : The Cricket and the ants.

Once there lived a cricket in a groove of trees where a group of ants lived too. The ants were very hard working and kept busy for the whole day where as the cricket sat on one branch or the other doing nothing but singing and dancing in the sun. The cricket asked the ants to come and dance with him but the ants refused as ants were busy in collecting food for the winters.

The summer passed and the winters set in. Now, the cricket had nothing to eat as he had not stored any food for the dry days. Poor cricket started finding food here and there but could not find anything to eat. The ants were moved by the cricket's condition and invited the cricket to carry some of the grains.

Moral :- "Work and play should go together." or
"We should plan our work." or
"Don't waste time." or
"Time is precious"

Question Answers of the story.

Q.1. What is the name of the story?

LKG-5

Ans. The name of the story is "The cricket and the Ants."

Q.2. Who were very hard working?

Ans. The ants were very hard working.

Q.3. Who danced for the whole day?

Ans. The cricket danced for the whole day.


Q.4. Who had nothing to eat in winter?

Ans. The cricket had nothing to eat in winter.

Q.5. What is the moral of the story?

Ans. The moral of the story is "Don't Waste Time."

Note: Any other question may also be asked from the story in the examination.



English Communication & General Etiquettes

(Related questions will be asked from the given topics)

My School :

For example: 1. Where do you study?

2. How many teachers are there in your school?

My Teacher: 1. Who is your class teacher ?

2. What is her qualification ?

Months of the Year :

For example: 1. Which month is going on ?

LKG-6

2. Which month comes after May ?

General Etiquettes :

*Syllabus of Summative Assessment-I will continue in

Summative Assessment-II

*To teach the use of :

Have/Don't have, Excuse me, Finished.

For example I have a pencil.

I don't have a pencil.

Note: Any other question may also be asked in the examination.

Written :

1. Small Cursive writing (a-z).
2. Capital Cursive writing (A-Z).“
3. Dictation (a-z, A-Z)
4. Joining (Aa - Zz).
5. Missing Letters (a-z, A-Z)
6. Matching (Picture with Picture)
7. Look and Write (a-z)
8. Circle the correct letter.
9. Revision of Pictures (a to z).
10. Name of the student.
11. Dictation of three letter words.

Introduction of Vowels a and e

Words ending with an, at,

an	at	am	ap
ban	bat	dam	cap
can	cat	jam	gap
fan	fat	ram	lap
man	mat	sam	map
pan	hat	yam	tap
ran	hat	ham	nap
tan	pat	bam	rap
van	sat		

vat

Words ending with en, et, ed.

en	et	ed
den	bet	bed
hen	get	fed
men	let	led
pen	met	red
ten	net	wed
Yen	jet	
	pet	
	set	
	wet	

Distribution of Marks

Oral:40

Written : 60

Total : 100

MATHS

Term-I (April - September)

SUMMATIVE ASSESSMENT - I

Oral :

Counting: upto 100
Recognition of numbers: upto 100
Table of 0, 1
Table Dodging
Recognition of Shapes: Circle, Triangle, Cone, Semi Circle

Written :

1. Counting upto 100s
2. Dodging upto 100
3. Table of 0, 1
4. Recognize the number and Draw Δ (upto 20)
5. Missing Numbers (upto 100)
6. What Comes after (upto 30)
7. Circle the smaller number (upto 30)
8. Circle the correct number (upto 30)
9. Table Dodging
10. Draw and Colour Circle (with the help of bangle)
11. Broken Counting upto 100

Distribution of Marks

Oral : 20
Written : 80
Total : 100

Term-II (Oct- March)

SUMMATIVE ASSESSMENT - I

Oral :

Counting: upto 200

Recognition of numbers: upto 200

Table of 0, 1, 2, 3

Table Dodging.

Recognition of Shapes: Circle, Triangle, Cone, Square, Oval, Semi Circle, Rectangle

Written :

1. Counting upto 200
2. Dodging upto 200
3. Table of 0, 1, 2, 3.
4. Table Dodging.
5. Missing Numbers (upto 200)
6. What comes after (upto 100)
7. Circle the smaller number (upto 100)
8. Draw and Colour Triangle (with the help of scale).
9. Reverse counting 10-1
10. Single digit addition sums (without carrying)
11. Broken Counting upto 200

Distribution of Marks

Oral : 20
Written : 80
Total : 100

GENERAL KNOWLEDGE

Term-I (April - September)

SUMMATIVE ASSESSMENT - I

Picture Dictionary:

1. Birds	Pg. 5
2. Fruits	Pg. 6
3. Dry fruits	Pg. 7
4. Vegetables	Pg. 8
5. Things we get from Plants	Pg. 9
6. Flowers	Pg. 10
7. Parts of Body	Pg. 11
8. Domestic Animals	Pg. 12
9 Wild Animals	Pg. 13
10. Water Animals	Pg. 14
11 Insects	Pg. 15
12 Shapes	Pg. 16
13. Colours	Pg. 17

* Recognition

*Q/Ans related to the given topics.

Totat Marks : 50

Term-II (Oct. - March)

LKG-11

SUMMATIVE ASSESSMENT - II

Picture Dictionary:

1. Transportation	Pg. 18
2. Games	Pg. 19
3. Toys	Pg. 20
4. Seasons	Pg. 22
5. Our Daily Wears	Pg. 23
6. Off to School	Pg. 24
7. Opposites	Pg. 25
8. Action Word	Pg. 26
9. Our Helpers	Pg. 27
10. Good Manners	Pg. 28
11. Cartoon World	Pg. 29
12. My Birthday Party	Pg. 30-31
13. My Family	Pg. 32

* Recognition

*Q/Ans related to the given topics.

Totat Marks : 50

LKG-12

DRAWING & CREATIVE WORK

Term-I (April - September)

SUMMATIVE ASSESSMENT - I

Drawing : (Draw & Colour)

1. Hut
2. Turtle
3. Tree
4. Fish
5. Mango
6. Car

Drawing Book : Pages 3 to 20

Creative Work (C. Work):

1. Thumb Printing :

Lady bird, Carrot, Rabbit, Cup, Joker, Grapes

2. Clay :

Candle, Cup-plate, Umbrella, Lollipop, Carrot, Snail

Note : Students will be assessed through their performance in the class.

Term-II (Oct. - March)

SUMMATIVE ASSESSMENT - II

Drawing : (Draw & Colour)

1. Ice-Cream

2. Umbrella
3. Letter Box
4. Joker
5. Chalk Board
6. Traffic Lights

Drawing Book : Pages 21 to 39

Creative Work (C. Work):

1. Thumb Printing :

Peas, Sparrow, Ice-cream, Ant, Butterfly, Tea-pot

2. Clay :

Basket, Ballon, Flower, Grapes, Rolling Pin & Rolling board, Water-melon.

Note : Student will be assessed through their performance in the class.

PHYSICAL EDUCATION

Term-I (April - September)

SUMMATIVE ASSESSMENT - I

Warming Up :

Jogging/Running, Free Hand Exercises.

Games :

Simple Race, Pass the Ball, Musical Chair, Race with Partner or Frog Race

MORAL VALUES :

Parents are requested to help their ward to participate in the activity to inculcate moral values among them.

Topics - I LOVE MY FAMILY

Main Idea :

Family is a group of closely related people living together, helping and supporting each other.

Objectives :

- * To understand the importance of each family member.
- * To explore ways in which we can create bond with one another.
- * To know how to develop good values.

Story :

Pia and Zia were two sisters. Pia always felt that her parents love Zia more than her.

One day Pia fell sick and had high fever. Zia took care of her as their parents were not at home. When their parents came back from the office, her father took her to the doctor who gave her medicines. Her mother cooked

special food for her and looked after her. Pia realised that she was loved. She felt the importance of the family members who were always by her side in times of need.

Activity-1

- * Ask the children to tell about their family members.
- * Who is the oldest member of the family.
- * Who is the youngest member of the family.

Activity-2

- * Make a family tree with pictures of your family.

Activity-3

- * Role play-enacting their family members

Activity-4

- * Create a story on " My Family"

Activity-5

- * Make a list of fun activities that students do together. For example, watching T.V.

Self Evaluation :

- * What is special about my Family ?
- * How do we help each other ?
- * Do I value them in my life.

Term-II (Oct. - March)

SUMMATIVE ASSESSMENT - II

Warming Up :

Jogging/Running, Free Hand Exercises.

Games :

Back Race, Frog Race, Throw Ball into the basket.

MORAL VALUES :

Parent are requested to help their ward to participate in the activity to inculcate moral values among them.

Topics - NOT WATING FOOD

Main Idea :

We mut not waste food and water.

Objectives :

- * To make students aware about the importance and value of food.
- * To explore way in which students can help others.
- * To explore ways in which we can adopt healthy eating habits.

Story :

Mithi was a friendly and oft spoken girl. She loved chocolates and biscuits. Whenever her mother packed chapatti and vegetables in her tiffin box, he would either throw her food or bring the food back home untouched. Her mother spoke to her at length about the importance of food but Mithi continued to waste food. Then one day she went out with her mother to the market. he saw some poor children beggging for food. They were hungry and had nothing to eat. Some were even drinkinng dirty water. Mithi realized the importance of food and promised her mother that she will never waste and throw her food ever again.

ACTIVITIES**Activity-1**

- * Discuss the ways in which students waste food and water.

Activity-2

- * Plant a vegetable plant and watch it grow, This will help children undertand the need to care for plant.

Activity-3

- * Ask what the families of student do with their leftover food?
How can leftover food be utilised ?

Activity-4

- * Ecourage the child to give the leftoverfood to animals and bird.

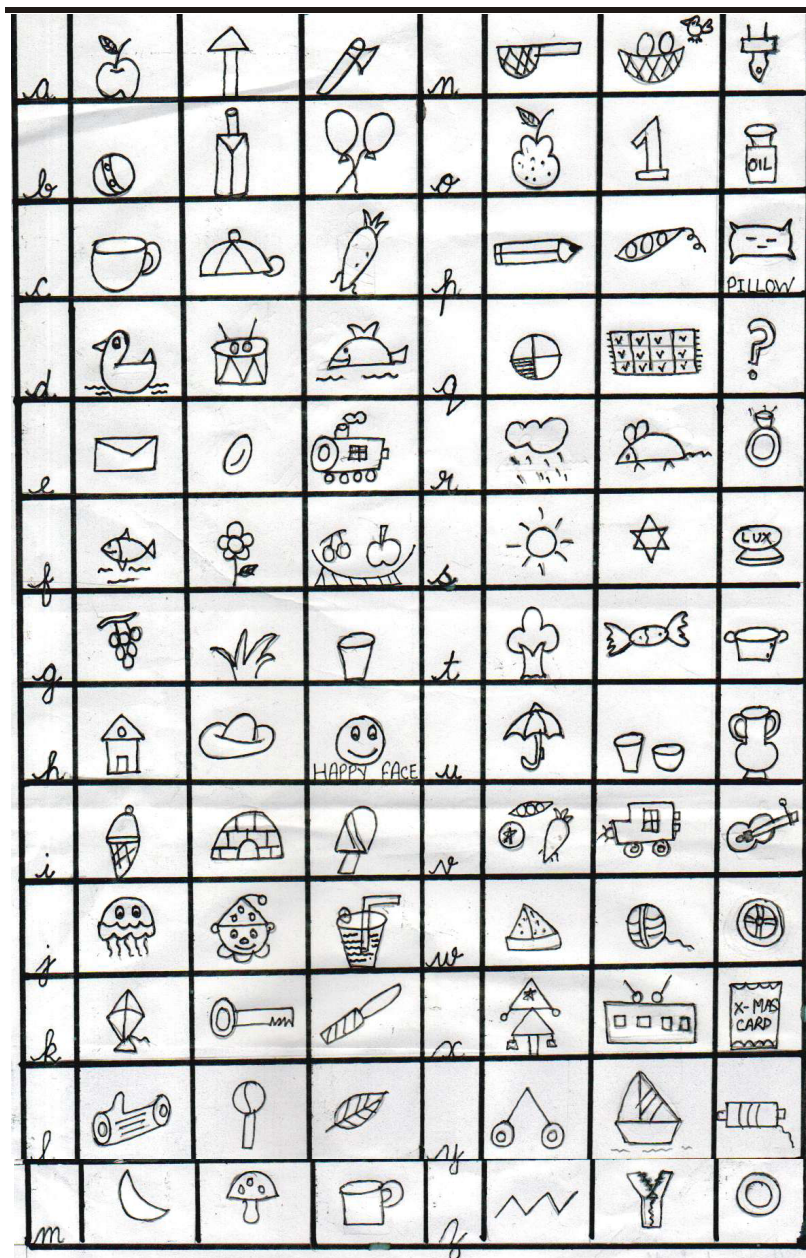
Activity-5

- * Families hould be encouraged to share food with poor people.

Self Evaluation :

- * Do I Waste my food.
- * What did I do with the food that I was unsable to finih.

Pattern of letters with pictures



A Z

A B C D

E F G H

I J K L

M N O P

Q R S T

U V W X

Y Z

a-z

a

b

c

d

e

f

g

h

i

j

k

l

m

n

o

p

q

r

s

t

u

v

w

x

y

z

Three letters words sound 'a'

Aa Zz

Bb Cc Dd

Ee Ff Gg Hh

Ii Jj Kk Ll

Mm Nn Oo Pp

Qq Rr Ss Tt

Uu Vv Ww Xx

Yy Zz

an	at	am	ap
ban	bat	bam	bap
can	cat	cam	caph
fan	fat	fam	faph
man	mat	sam	maph
pan	pat	nam	naph
ran	rat	ham	maph
tan	rat	ram	rapp
van	vat		
	vat		

Three letter words sound 'e'

en	et	ed
den	bet	bed
hen	get	fed
men	let	led
pen	met	red
ten	net	wed
pen	jet	
	het	
	set	
	wet	

Formation of Numbers

	1		1	1
	2		1	2
	3		1	3
	4		1	4
	5		1	5
	6		1	6
	7		1	7
	8		1	8
	9		1	9
1	0		2	0