

Holidays Homework

Class-1st



Important Note

- ❖ *Summer vacation commences w.e.f 30.05.2022 (Monday) and school will reopen on 11.07.2022 (Monday).*
- ❖ *Home work should be done neatly and in a proper way.*
- ❖ *Kindly clear the dues if not paid.*

ENGLISH


- ❖ **Reading** - Read story book 'Meera' upto page no. 15.
- ❖ **Learn and recite the poem After A Bath with proper rhythm and actions.**
- ❖ **Take the print outs of Grammar Worksheets and paste in English notebook.**

Choose the correct option.

1. This _____ (is / are) a butterfly.
2. I _____ (am / is) six years old.
3. Rajat and Priyansh _____ (is / are) brothers.
4. Rajni _____ (is / are) a happy girl.
5. My pet dog _____ (is / am) very naughty.
6. Dogs _____ (is / are) clever.
7. His father _____ (is / are) a doctor.
8. This bag _____ (am / is) new.
9. We _____ (is / are) at home.
10. Tigers _____ (is / are) wild animals.



Exercise 2 : Look at the picture and fill in the blanks using 'is', 'am' or 'are'.



This (a) _____ is _____ a zoo. There (b) _____ many animals. The elephant (c) _____ big. Giraffe (d) _____ a tall animal. The monkey (e) _____ jumping. The ducks (f) _____ in the pond. The birds (g) _____ flying. The tiger (h) _____ our national animal. Children (i) _____ watching the animals. Parents (j) _____ standing with their children.

Answer the following questions.

What are the children doing?



What is the girl doing?



What is this?



What is there in the rack?



Look at the picture and complete the sentences. Use Words given in the box.



Help box


teacher
kite
Rohan
two
dustbin
apple
three

1. The _____ has drawn a _____ on the board.
2. There are _____ girls and _____ boys in the class.
3. _____ is drinking water.
4. Adil is drawing an _____ in his book.
5. The boy is throwing the paper in the _____.

See The Picture And Describe

Suggestions: A picture needs to be discussed. Allow the children to join the dots and colour the picture. Then, ask them to fill in the blanks with words given in the clouds.

A.



This is a

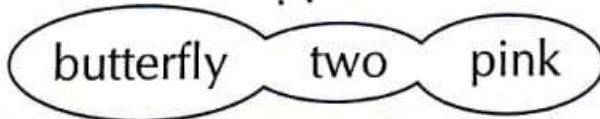
This is my dog.

This dog has a coat.

Dogs eat

I with him in the garden.

B.

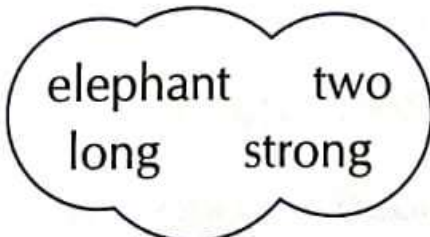


This is a

It has big wings.

It has wings.

C.



This is an

It has ears.

It has a trunk.

Elephants are animals.

Rewrite these sentences. Begin each with a capital letter. Use a full stop at the end.

1. maya ran a race

2. my mother is at home

3. bunny rabbit loves carrots

4. the lion is the king of the jungle

5. the peacock has a pretty tail

6. we went to the zoo

7. monkeys love nuts

8. i love my family

B. Circle the special names in the box below.

Car

Gujarat

Rishabh

Pen

Table

Book

Pink

Lotus

Apple

Taj Mahal

Colour

Pongal

Basket

Mahabharata

Boy

Tokyo

June



PUNJABI

- ❖ Take the print outs of the given Worksheets, solve and paste in Punjabi notebook.

HOLIDAYS HOMEWORK PUNJABI (2022-2023)

1. Write Punjabi varanmala ਠ to ਞ (3 times)


2. Fill in the blanks.

a) ਓ ਅ _____ ਸ _____

b) _____ ਖ _____ ਘ _____

c) ਚ _____ ਜ _____ ਟ

3. Circle the right letter for the given picture and colour the pictures.



ਅ ਏ ਓ



ਸ ਚ ਜ



ਗ ਹ ਘ

4. Before/ After/ Between

a) _____ ਏ

e) ਓ _____ ਏ

b) ਸ _____

f) ਕ _____ ਗ

c) ਗ _____

g) ਛ _____ ਝ

d) _____ ਛ

h) ਜ _____ ਈ

5. Draw any three pictures of



ਗ

ਕ



- ❖ Do pages 5,10,12,15,42,43,44,5,51,66,89,91 in Your Maths notebook.
- ❖ Take the print outs of the given Worksheets, solve and paste them in Maths notebook.

COUNTING SKILLS!



Give the old lady only those packets which have 3 things.

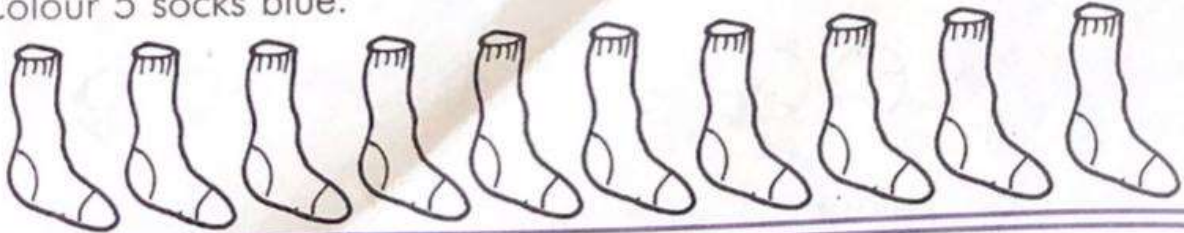
Do you know? A triangle has 3 sides. ▲

Date.....


Teacher's Signature.....

FUN WITH NUMBERS 1 TO 10

Colour 5 socks blue.



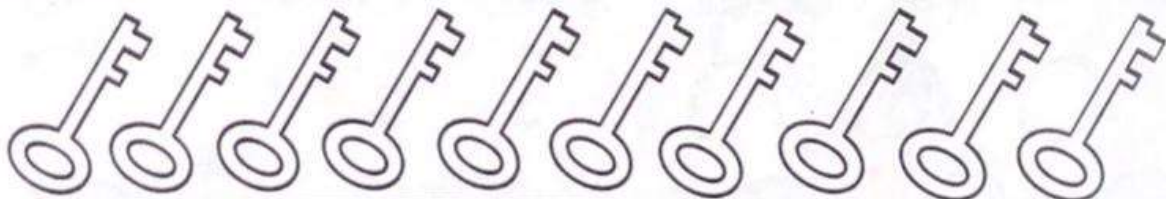
Colour 4 balls green.




Colour 3 teddies yellow.



Colour 7 keys brown.



Colour 8 elephants pink.



Date.....

Teacher's Signature.....

COUNTING TIME!











1. The curtain is about 6 sticks long.
2. The picture is about _____ sticks long.
3. The bed is about _____ sticks long.
4. The aeroplane is about _____ sticks long.
5. Which is the longest? _____
6. Which is the shortest? _____


Date.....

Teacher's Signature.....

COUNTING FUN!

Count the fruits. Tick (✓) the box with the correct number of fruits.


	<input type="checkbox"/> 8 <input checked="" type="checkbox"/> 11 ✓ <input type="checkbox"/> 10		<input type="checkbox"/> 5 <input type="checkbox"/> 6 <input type="checkbox"/> 1
	<input type="checkbox"/> 8 <input type="checkbox"/> 11 <input type="checkbox"/> 1		<input type="checkbox"/> 7 <input type="checkbox"/> 8 <input type="checkbox"/> 4
	<input type="checkbox"/> 4 <input type="checkbox"/> 1 <input type="checkbox"/> 2		<input type="checkbox"/> 2 <input type="checkbox"/> 8 <input type="checkbox"/> 1
	<input type="checkbox"/> 12 <input type="checkbox"/> 8 <input type="checkbox"/> 11		<input type="checkbox"/> 10 <input type="checkbox"/> 9 <input type="checkbox"/> 4




Date.....

Teacher's Signature.....

KNOW YOUR NUMBERS?


Count the objects and circle the correct number. 



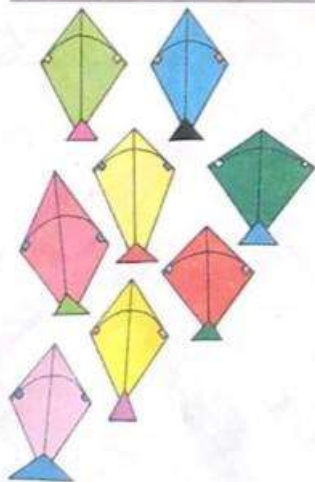
12
15
9




20
18
11



13
17
14



10
8
0



13
17
14

Date.....


Teacher's Signature.....






LOOKING AT SHAPES!



Look at the three different shapes in the picture on your left. **Count** how many of each shape there are. **Write** the number next to the same shape below. **Colour** the house.



	=	<input type="text"/>
	=	<input type="text"/>
	=	<input type="text"/>

Date.....

Teacher's Signature.....

The logo for EQUIS (EFMD Quality Improvement System) accreditation. It features the letters 'E', 'V', and 'S' in white, each contained within a blue square. A green swoosh-like line passes behind the squares from left to right. The entire logo is centered within a white rectangular area, which is itself enclosed by a yellow border.

E V S

- 1. Draw or paste pictures of your 3 favourite food items. Also write why do you like these.**
- 2. Complete the family tree given on page no. 23 in EVS book.**
- 3. Last Sunday, I went to a park near my house. On the way, I noticed some people cutting down the trees. In the park I saw heaps of plastic waste here and there. Water pipes were leaking. Due to this plenty of water was being wasted. Garbage was being burnt which was causing smoke. In such situation, what would you do to protect your environment. Draw and colour in your notebook.**



MULTI-DISCIPLINARY PROJECT

✓ Sub: English

Write five to seven lines on your favorite food. (Do in your notebook)

✓ Subject-EVS

1. Draw and colour five vegetables which you eat raw and which you eat after cooking.

2. Draw and colour three food items (each) we get from plants and animals.

✓ Sub: Punjabi

Draw and colour pictures of food items (fruits and vegetables) beginning with the given letters - ਅ, ਏ, ਸ, ਕ, ਖ, ਗ

✓ Sub: Maths

*Paste the pictures of any 5 fruits & vegetables. Go to the market with your mother one day and check out the price per Kg of each item then write it in words.

Note:-Do this work in respective notebooks.

Instructions:-Prepare chart according to your Roll No. :-

1. Use a thick white chart.
2. Use the chart vertically.
3. Write headings with pencils.
4. Don't colour the borders.
5. Use black marker for written material. Size of the letters should not be less than 3 cm.
6. Format of chart is given.

Subject	Content	Roll No.
English	Poem-After a bath	1-2
	Poem-Merry Go Round	3-4
	Poem-Flying Man	5-6
	Describing words	7-8
	Articles	9-10
	One and more than one	11-12
	Special names, Common names	13-14
Maths	Table of 8 and 9	15-16
	Shapes	17-18
	Ordinal Numbers	19-20
	Time	21-22
EVS	Sense Organs	23-24
	Healthy Food / Junk Food	25-26
	Traffic Lights	27-28
	Small Family / Big Family	29-30
	Our Helpers	31-32
Pbi	Poem ਮਾਂ	33-34
	Poem ਆਏ ਬੱਦਲ	35-36
	Poem ਮੇਰੀ ਪਤੰਗ	37-38
	Varanmala ਓ - ਲ	39-40
G.K.	Sources of Water	41-42
	Different Seasons	43-44
Computer	Parts of Computer	45-46
	Draw different keys of keyboard	47-48

