

## Fun activities for kids during summer break .



**Name :**

**Class : L.K.G**

**Roll no. :**

**Session : 2024-2025**

### Important Note

- # Summer Vacation commences w.e.f 21.05.2024 (Tuesday) and school will reopen on 04.07.2024 (Thursday).
- # Homework should be done neatly and in a proper way.
- # The best holidays homework submitted on the first day after summer vacation will be rewarded.
- # Kindly pay the fee (July-September 2024) by 10.07.2024.

**Note: Holidays Homework Booklet has been given to the students.**

Hello  
Summer



Workation 🕶️☀️☂️

## Holiday exploration

*Dear parents,*

- *Encourage your ward to explore their interests (swimming, dancing, painting etc.)*
- *Engage your ward in the enhancement of developing fine motor skill playing.*
  - *Encourage your ward to eat healthily and drink water.*
  - *Show different vegetables and fruits, ask them to identify and pick whatever they want to eat.*
  - *Talk to your ward about different colours and shapes in the environment.*
    - *Help your ward to :-*
      1. *Learn to button up their own shirt.*
      2. *Learn to put on their socks and shoes and tie their shoe laces.*





Name: \_\_\_\_\_

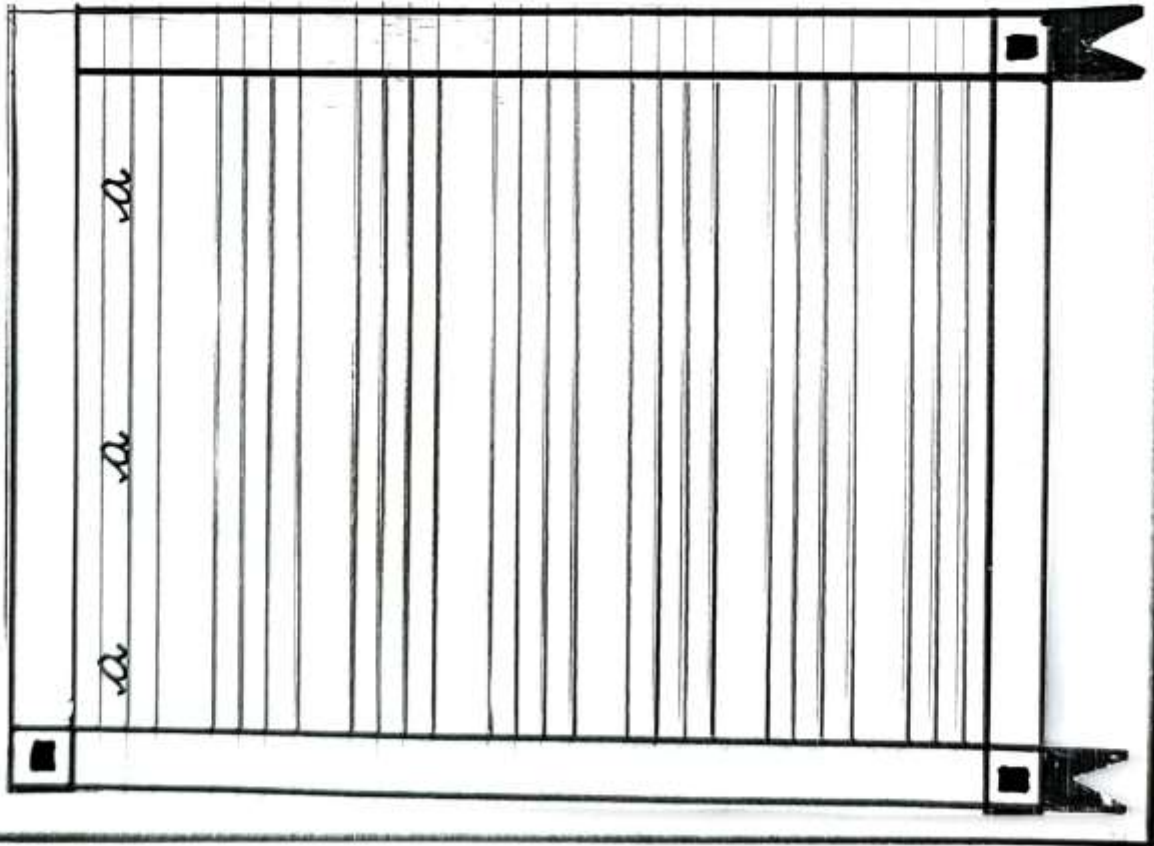


Fill the missing letters (A-Z)

|   |   |   |   |   |
|---|---|---|---|---|
| A | B | — | D | E |
| F | — | H | — | J |
| K | L | — | N | O |
| P | — | R | — | T |
| U | V | — | X | — |
| Z |   |   |   |   |

A large, simple line drawing of a pencil is positioned horizontally at the bottom of the grid. It has a pointed tip on the left and a small eraser on the right.

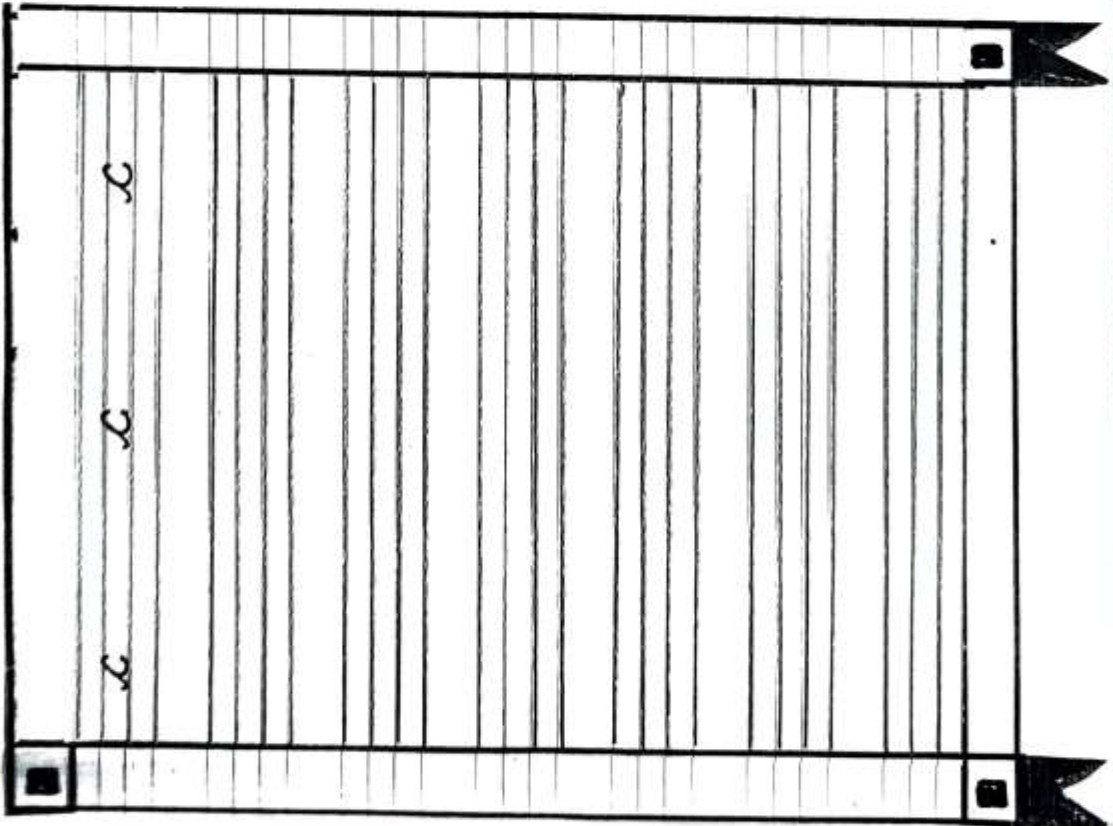
Draw & colour pictures of 'ai'



Draw & colour pictures of 'e'

see

Draw & colour pictures of 'c'



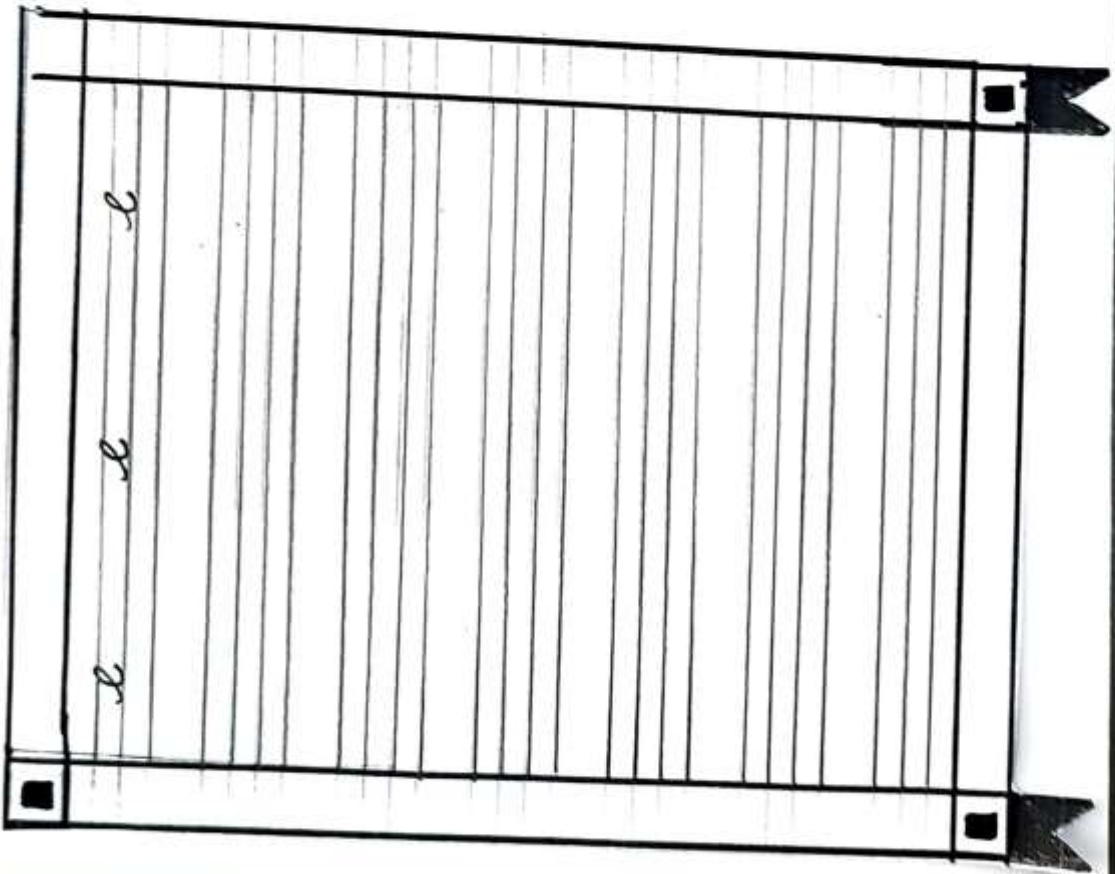


Draw & colour pictures of 'd'

A large rectangular box with horizontal lines, designed for drawing. It has a small square in the top-left and bottom-right corners, and a small black triangle pointing outwards from the top-right and bottom-right corners.

d d d

Draw & colour pictures of 'e'





*Lodging lines*

11

41

61

81

91

Dodging

1 -  
2 -  
3 -  
4 -  
5 -  
6 -  
7 -  
8 -  
9 -  
10 -

Missing no's

7 1  
5 1  
5 2  
7 3  
7 4  
5 5  
7 7  
7 9  
6 0

What comes after

7  
1 9  
2 5  
1 0  
1 6  
2 3

Table of 1

Table of 0


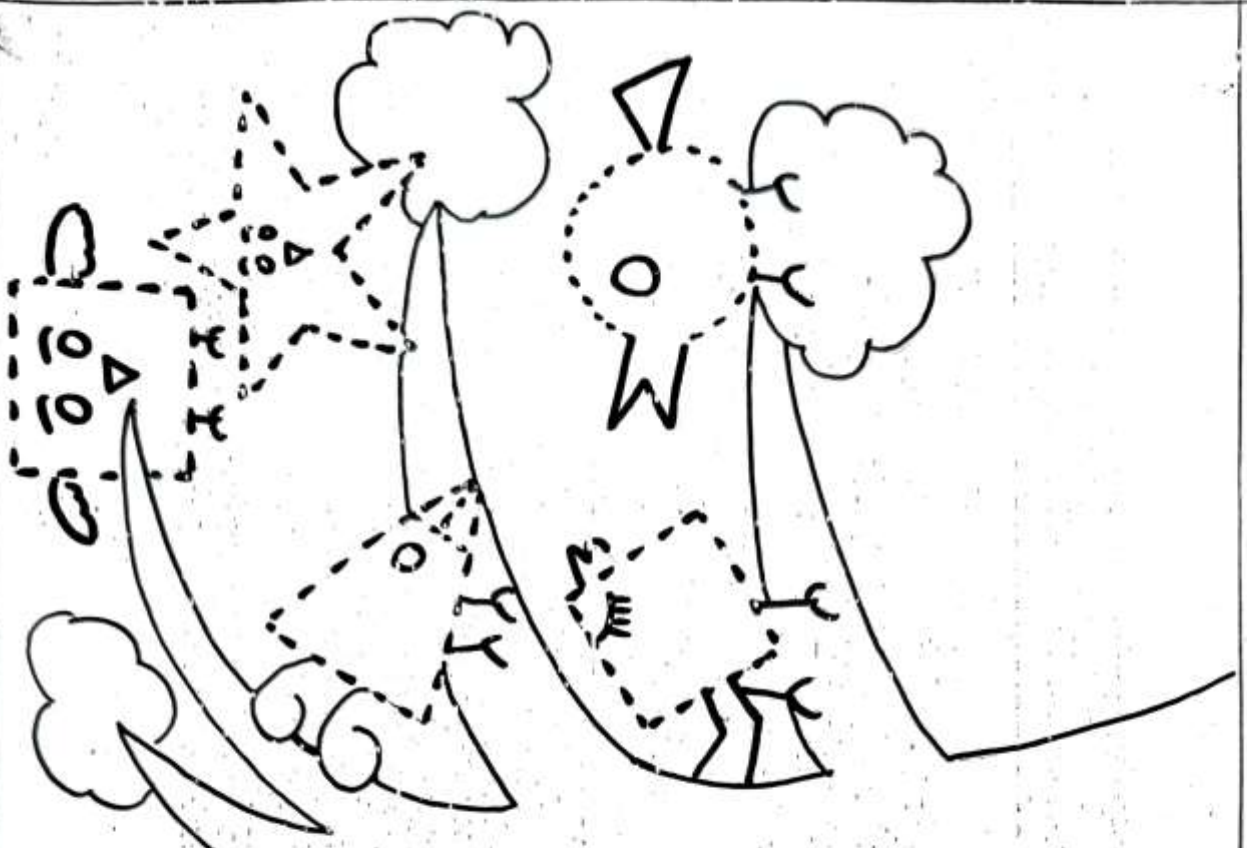


Match the related associated object




COLOUR ME ↴





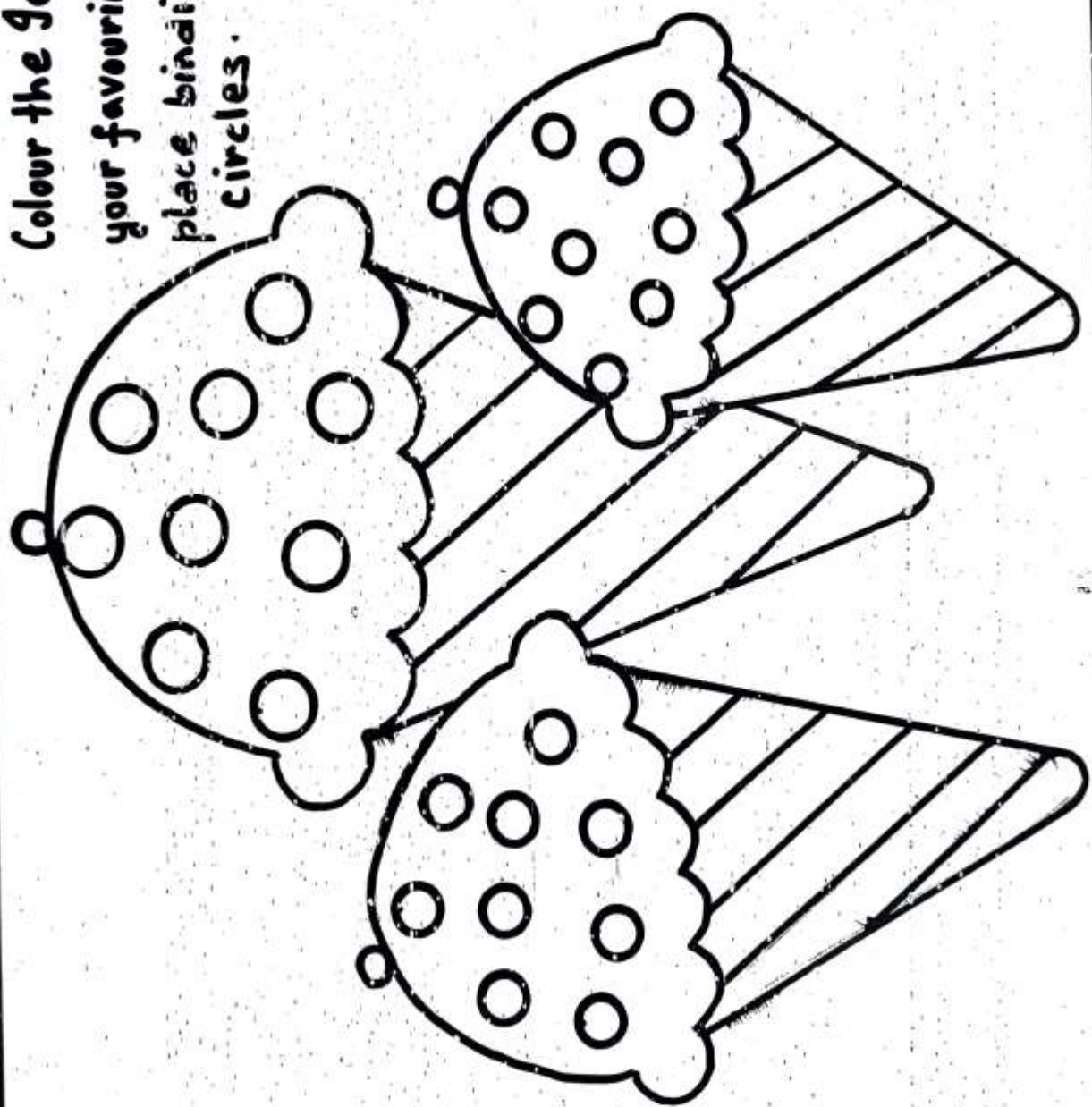
Join the dots and Colour  
different shapes of birds  
on tree.

\* Paste photographs of your family members and decorate it.






Colour the Ice-creams with  
your favourite colours and  
place bindies in the  
circles.





Colour the picture according to your gender, then draw the balls of your current age and colour them.



           years            old.


Draw Balls



           years            old.

14

\* Give finger impression in petals.






Let's Colour.

# Fruits


Apple




Banana



Pineapple




Strawberry



Watermelon



Dip the finger in Red, Yellow, Green &  
Blue colour to complete the flowerpot.



Circle the odd one

A



A



A



a

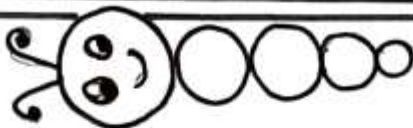



B

B

b


B





Colour, Laminate and submit.

Name: \_\_\_\_\_ Class: L K G



Instructions: We will be using this as a table mat.

