

A vibrant yellow banner with a string of colorful triangular flags at the top. The text 'SUMMER HOLIDAYS' is written in large, stylized letters, with 'SUMMER' in white on an orange background and 'HOLIDAYS' in pink. Below it, 'Homework' is in green and 'Class -1' is in black, all contained within a white cloud shape. The background is decorated with white flowers, a family reading, a woman sweeping, a woman at a desk, and children playing in a field.

SUMMER

HOLIDAYS

Homework

Class -1

Important Note

Summer Vacation commences w.e.f [21.05.2024](#) (Tuesday) and school will reopen on [04.07.2024](#) (Thursday).

Homework should be done neatly and in a proper way.

The best holidays homework submitted on the first day after summer vacation will be rewarded.

Kindly pay the fee (July-September 2024) by 10.07.2024.

Hello Summer



Hello, summer! Let the sun-kissed days and endless adventures begin.

Holiday Adventure Quest

Discover, create and thrive

Guidelines for parents:



1. Encourage your child to cultivate reading habits. Read some story books with your children.
2. Let your child go out and play. Keep them away from gadgets.
3. Encourage your child to play board games like Chess, Ludo, Scrabble and Carrom.
4. Let your child help in small house chores like cleaning, dusting, arranging toys and books.
5. Help your child learning how to open and close tiffin, water bottle and school bag.

Holidays..... fun time..... party time



ENGLISH

***Read Extended Reading Book -
The Golden Deer (pg. 1-11).**

***Find out any 10 Naming Words
from Extended Reading Book
(pg.1-11) and write it in your
notebook.**

*** Solve the given worksheets and
paste it in your notebook.**

Vowels and Consonants: Write the correct letter of each object and circle V if it is a vowel and C if it is a consonant.



___hildren V / C



___gg V / C



___loud V / C



___nt V / C



___reet V / C



___lephant V / C



___hale V / C



___ouse V / C



___nion V / C



___urtle V / C



___ree V / C



___mbrella V / C



___ag V / C



___gloo V / C

Underline the **naming words** and write them in their categories.

One day Pari and her sister were sitting on the river bank. Her sister was playing with a rabbit. Pari was reading a book. The book had many pictures with dialogues.



- Persons: _____
- Animals: _____
- Places: _____
- Things: _____

Add -s or -es to make many.

One	Many	One	Many
1. Table	_____	2. Pencil	_____
3. Phone	_____	4. Bench	_____
5. Potato	_____	6. Nurse	_____
7. Box	_____	8. Glass	_____
9. Class	_____	10. Boy	_____
11. Wall	_____	12. Ant	_____

Fill in the blanks with **vowels** to complete these words.



C _ _ bb _ _ g _ _



_ _ _ rth



H _ _ nd



K _ _ ng



G _ _ _ t



M _ _ ng _ _


D. Fill in the blanks with **consonants** to complete these words.



_ _ u _ _



_ _ o _ _ e _ _



E _ _ e _ _ a _ _



A _ _ _ _ e



_ _ i _ _ e _ _



_ _ o _ _ i _ _ e



U _ _ i _ _ o _ _



_ _ _ _ oo _ _



_ _ ueue

Rearrange the jumbled words to form a sentence.

1. rises in the east sun the

2. not very he happy is

3. cartoon this a is funny

4. father is doctor my a

5. toy costly is a it

Look at the picture and fill in the blanks. Use the Help Box.



1. This is my
2. It is a house.
3. It has many and
4. It has a small
5. It has a chimney.
6. I love to in the garden.

Help Box

doors	windows
sit	house
fountain	pink
big	

MATHS

GENERAL INSTRUCTIONS:

1. Do Holidays Homework of Maths in Maths Notebook.
2. Print outs can also be taken and pasted in the Maths Notebook.
3. Learn Tables 0-8

3. Match the following.

Fifty-nine

Eighty-seven

Sixty-one

Eighty-four

Ninety-eight

Seventy

Ninety-seven

Eighty

61

94

63

59

74

55

80

88

79

84

70

98

76

97

72

87

Seventy-six

Seventy-two

Ninety-four

Sixty-three

Eighty-eight

Fifty-five

Seventy-four

Seventy-nine

COUNTING IN TENS AND ONES

1. Fill in the boxes.

$$5 \text{ tens} + 2 \text{ ones} = \square$$

$$8 \text{ tens} + 4 \text{ ones} = \square$$

$$9 \text{ tens} + 3 \text{ ones} = \square$$

$$8 \text{ tens} + 8 \text{ ones} = \square$$

$$6 \text{ tens} + 5 \text{ ones} = \square$$

$$9 \text{ tens} + 9 \text{ ones} = \square$$

$$6 \text{ tens} + 8 \text{ ones} = \square$$

$$7 \text{ tens} + 4 \text{ ones} = \square$$

$$8 \text{ tens} + 9 \text{ ones} = \square$$

$$9 \text{ tens} + 4 \text{ ones} = \square$$

$$7 \text{ tens} + 1 \text{ one} = \square$$

$$6 \text{ tens} + 2 \text{ ones} = \square$$

2. Match the following.

6 tens and 5 ones

8 tens and 7 ones

4 tens and 2 ones

7 tens and 9 ones

5 tens and 5 ones

9 tens and 9 ones

7 tens and 6 ones

87

79

65

99

76

42

55

Mental Maths

1. Choose numbers from the number box to complete each addition fact in the puzzle.

1
+
=

5
+
4
=

4
+
4
=

8
9
2

2. Fill in the boxes.

(a) $\boxed{1} \xrightarrow{+1}$ $\boxed{} \xrightarrow{+1}$ $\boxed{} \xrightarrow{+1}$ $\boxed{}$

(b) $\triangle \xrightarrow{+1}$ $\triangle \xrightarrow{+2}$ $\triangle \xrightarrow{+3}$ \triangle






3. Make a pair having sum equal to 7.

1	2
4	3

5	1
6	3

2	1
9	5

Recognise the shape of the following objects. Write the name of the shape.





Life Skills



Pick any two things from your surroundings that are in the shape of following shapes and name them.

Circle		
Square		
Rectangle		
Triangle		

Write the Place Value and Face Value of the underlined digit:

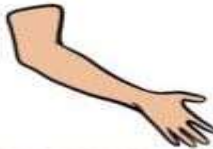
Number	Place Value	Face Value
<u>1</u> 09		
<u>3</u> 76		
24 <u>1</u>		
4 <u>9</u> 8		
35 <u>2</u>		
<u>1</u> 63		

EVS

Activities:

- 1. Make a card with your photo on it and write a few lines about yourself.
- 2. Paste pictures of three food items of Punjab and Odisa and write their names.(Do this activity in EVS notebook)
- 3. Make a family tree and paste pictures of your family members. (Do this activity in your EVS notebook)
- 4. Make a 'Thank you card' for any one helper around you.
- 5. Solve the given worksheets and paste them in EVS notebook.

Write the correct word.



www.worksheetspack.com



mouth eye teeth foot face arm hair nose hand ear

Worksheet - Our Helpers

1. Label the helpers by looking at their pictures. Drag and paste their names in the boxes given.








Doctor

Postman

Tailor

2. Look at the pictures and match the tools of the helpers.



3. Who am I? Tick the correct answer



TEACHER

BAKER

PUNJABI

GENERAL INSTRUCTIONS:

1. Do Holidays Homework of Punjabi in Punjabi Notebook.
2. Print outs can also be taken and pasted in the Punjabi Notebook.

Learn poems -ਅਰਦਾਸ, ਆਏ ਬੱਦਲ

Read Varanmala ਓ-੬

ਖਾਲੀ ਥਾਂ ਭਰੋ

ੳ

ੲ

ੳ

ਖ

ਘ

ਚ

ਜ

ਟ

ਠ

ਡ

ਅਗਲਾ ਅੱਖਰ ਲਿਖੋ- ਪਿਛਲਾ ਅੱਖਰ ਲਿਖੋ

1. _____ ਅ

2. _____ ਭ

3. _____ ਖ

4. _____ ਘ

5. _____ ਗ

6. _____ ਙ

7. _____ ਞ

1. ਏ _____

2. ਈ _____

3. ਊ _____

4. ਈ _____

5. ਊ _____

6. ਈ _____

7. ਊ _____

(4) ਵਿਚਕਾਰਲਾ ਅੱਖਰ ਲਿਖੋ-

1. ਓ _____ ਏ

2. ਸ _____ ਕ

3. ਖ _____ ਘ

4. ਏ _____ ਹ

5. _____ ਜ

Draw and colour picture of the following letters

ਕ

ੳ

ਸ

ਅ











ਚ

ਜ

ਅੱਖਰਾਂ ਨੂੰ ਸਹੀ ਤਸਵੀਰ ਨਾਲ ਮਿਲਾਓ

Name:

Class:

ੳ	
ਅ	
ਜ	
ਹ	
ਘ	
ਸ	
ਖ	
ਕ	
ਚ	
ਗ	

2. ਅੱਖਰ ਪਛਾਣੋ, ਸਹੀ ਅੱਖਰ ਉੱਪਰ ਗੋਲਾ ਲਗਾਓ—

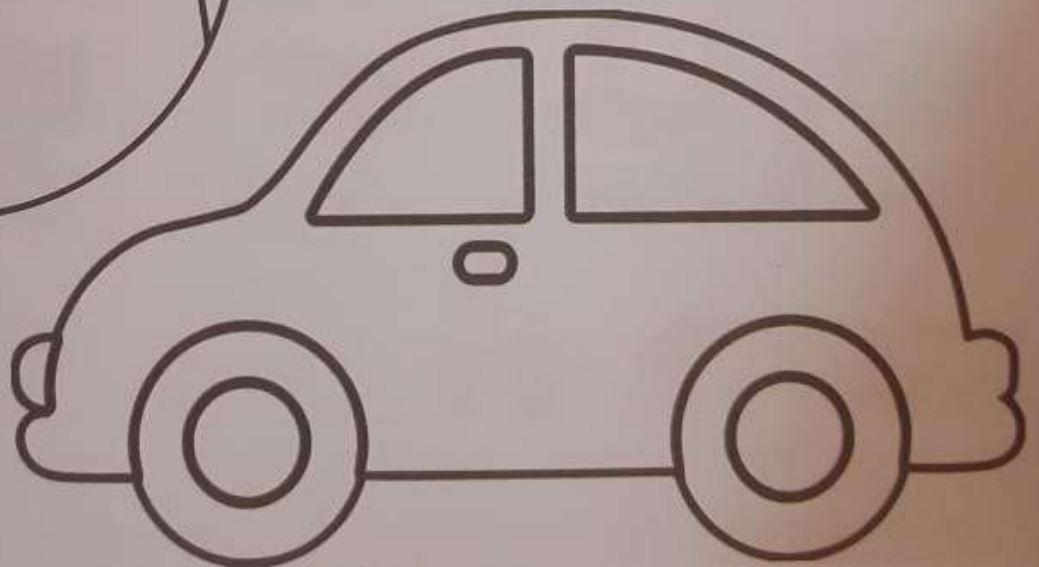
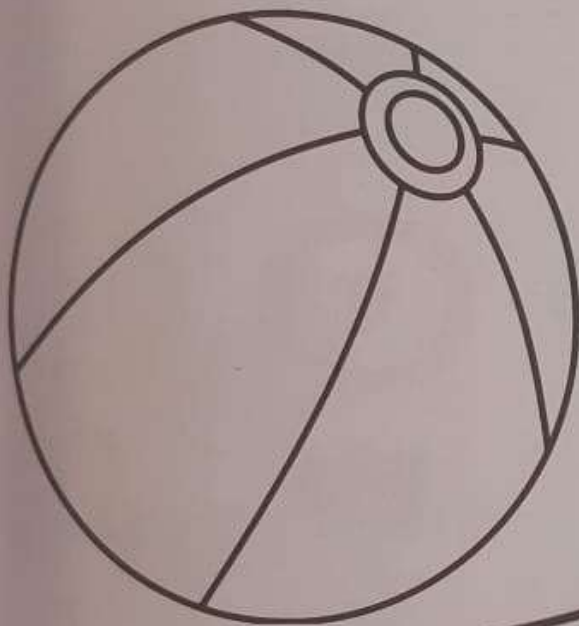
(Based on Critical Thinking)

ਸ	ਗ	ਹ	<input checked="" type="radio"/> ਸ	ੳ	ਖ
ਖ	ਘ	ਅ	ੲ	ਖ	ਹ
ੳ	ਅ	ਘ	ਕ	ੳ	ਸ
ੲ	ੳ	ਗ	ਘ	ਙ	ੲ
ਙ	ਖ	ਙ	ਕ	ਗ	ਅ



3. ਕੀ ਤੁਹਾਡੇ ਕੋਲ ਗੋਦ ਅਤੇ ਕਾਰ ਹੈ? ਉਸ ਦਾ ਰੰਗ ਕੀ ਹੈ? ਆਪਣੀ

ਗੋਦ ਅਤੇ ਕਾਰ ਵਾਲਾ ਰੰਗ ਇਹਨਾਂ ਵਿੱਚ ਭਰੋ — (Based on Art Integration)



CHARTS

Instructions:-Prepare chart according to your Roll No.

1. Use a thick full white chart.
2. Use the chart vertically.
3. Write headings with pencil.
4. Don't colour the borders.
5. Use black marker for written material.
6. Size of the letters should not be less than 3 cm.

English	Poem - Pittar Patter	1-2
	Poem- A Farm	3-4
	Position words(Preposition)	5-6
	A, An, The	7-8
	Describing words	9-10
Maths	Table of 8 and 9	11-12
	Shapes(mentioned in syllabus)	13-14
	Ascending/Descending	15-16
	Ordinal Numbers	17-18
EVS	Sense Organs	19-20
	Types of Plants	21-22
	Means of Transport	23-24
	Neighborhood Services	25-26
	Safety Rules	27-28
Punjabi	Poem-ਮੇਰੀ ਪਤੰਗ	29-30
	Poem- ਚੀਜੀ ਵਾਲੇ ਅੰਕਲ	31-32
	Poem- ਚਾਬੀ ਵਾਲੀ ਕਾਰ	33-34
	Poem - ਤੇਤਾ	35

	Varanmala-ਉ-ਲ਼.	36
Computer	Parts of Computer (Page 19) of Computer book	37
	Tux Paint Tools (Page 60, 61) of Computer book	38
G.K.	Sports Activities (pg-16) of G.K. book	39
	National Symbols of India (pg-24) of G.K. book	40
	Living and Non Living Beings (pg-18) of G.K. book	41

Format for charts

