



**HAPPY  
SUMMER  
HOLIDAYS**



**NAME** \_\_\_\_\_

**CLASS II**

**SECTION** \_\_\_\_\_





### **Guidelines for students**

#### **Dear students**

1. Explore new hobbies or interests, whether it's learning a musical instrument, Cooking without fire or gardening.
2. Set aside time each day for reading to keep learning.
3. Try your hand at art and craft projects.
4. Spend time outdoors and enjoy sports activities like swimming, cycling, skipping etc.
5. Stay connected with friends.

**Wish you all Happy Holidays.**

### **Important Note**

- # Summer Vacation commences w.e.f 21.05.2024 (Tuesday) and school will reopen on 04.07.2024 (Thursday).
- # Homework should be done neatly and in a proper way.
- # The best holidays homework submitted on the first day after summer vacation will be rewarded.
- # Kindly pay the fee (July-September 2024) by 10.07.2024.

# ENGLISH

## \*Note

### Do Holidays H.W in your English notebook.

- Q1. Write any three names of the famous places in Odisha and Punjab.
- Q2. Paste any three pics of the famous personalities of Odisha and Punjab.
- Q3. Read **L- The crane and the Fox** of extended reading book and write any ten naming words.
- Q4. Solve the given worksheets. **(You can take the printouts of the worksheets and paste in the notebook.)**

Read these words aloud. Look at the first letter of each word. Write the words in the **order of the alphabet**. One has been done for you.

- |                        |                        |                        |                        |
|------------------------|------------------------|------------------------|------------------------|
| 1. cat                 | man                    | fat                    | ant                    |
| _____ <b>ant</b> _____ | _____ <b>cat</b> _____ | _____ <b>fat</b> _____ | _____ <b>man</b> _____ |
| 2. tap                 | jug                    | boy                    | egg                    |
| _____                  | _____                  | _____                  | _____                  |
| 3. ink                 | bin                    | sip                    | pin                    |
| _____                  | _____                  | _____                  | _____                  |
| 4. sit                 | fit                    | lit                    | pit                    |
| _____                  | _____                  | _____                  | _____                  |
| 5. fox                 | toy                    | dog                    | pot                    |
| _____                  | _____                  | _____                  | _____                  |

A. Read the groups of words. Colour the boxes  if they form sentences. Colour the boxes  if they do not form sentences.

- 1. I go to school.
- 2. I bananas like.
- 3. Mira friend is my.
- 4. I go to school by bus.
- 5. The school bus is yellow.



B. Match the columns to make sentences.

- |                   |                         |
|-------------------|-------------------------|
| 1. An aeroplane   | a) watch cartoons.      |
| 2. Delhi is a     | b) big city.            |
| 3. My grandmother | c) reads the newspaper. |
| 4. We like to     | d) a red ball.          |
| 5. My pet is      | e) flies high.          |
| 6. I have         | f) a dog.               |




C. Look at this picture. Name the **things** and **places** that you see.



### Let's perfect it

- A. Underline the naming words for persons in **red**, places in **blue**, animals in **green**, and things in **purple**.
- |      |       |        |        |      |     |         |
|------|-------|--------|--------|------|-----|---------|
| Pune | bank  | cat    | Reena  | jug  | dog | teacher |
| ant  | apple | father | school | lion | box | garden  |
- B. Write the special names of three people that you see in the classroom.
- \_\_\_\_\_
- C. Write the names of three things that you see in a market.
- \_\_\_\_\_
- D. Write the names of three animals.
- \_\_\_\_\_

Look at the jumbled pictures below. They tell a story. Number the pictures 1, 2, 3, and 4 to put them in the correct order.



B. Now complete the story with words from the help box.

bone      bridge      dog      farm      pond  
water      mouth      Jamie      grass      image

Once there was a \_\_\_\_\_. His name was \_\_\_\_\_. He lived on a \_\_\_\_\_. One day he saw a bone lying in the \_\_\_\_\_. He took the \_\_\_\_\_ and went for a walk on a \_\_\_\_\_ on a pond. He saw his own \_\_\_\_\_ in the \_\_\_\_\_. He thought it was another dog with a bone in the \_\_\_\_\_. He wanted that bone too! He opened his mouth to take the other bone from the water. As soon as he opened his \_\_\_\_\_, his bone fell into the pond. The dog was greedy and lost the bone he had.



6. Colour the even numbers in the triangle blue.
7. Colour two thousand six hundred eighty four pink.
8. Are all the numbers coloured ? \_\_\_\_\_ (Yes/No)

❖ The following table shows the name of some rivers of Punjab and Odisha and also their length in kilometre.

<u>State</u>	River	<u>Length in Km.</u>
<u>Punjab</u>	Sutlej	1450
	Beas	470
	Ravi	720
<u>Odisha</u>	Baitarani	360
	Rushikulya	165
	Brahmani	799

On the basis of above table answer the following questions.

1. Write the length of Sutlej river in words.
  2. Name the river which is seven hundred ninety nine kilometre long.
  3. What is the total length of Baitarani river and Rushikulya river?
  4. How much longer is river Sutlej than river Brahmani?
  5. Name the length of river of Odisha whose length is even in number.
- ❖ Draw any one vehicle using plane shapes. (do in notebook)
  - ❖ Make a model of clock.
  - ❖ Do book page number 5, 6, 10, 13, 14, 15, 16, 17, 19, 23, 31, 86.
  - ❖ Learn tables (0-13)

# PUNJABI

**\*Note :-** Take the print outs of the given worksheets solve and paste in Punjabi notebook.

- ✓ Do page no-15 & 16 of Book
- ✓ Write words of Sihari, Bihari matra in notebook. ( 10 each )
- ✓ Learn Poems of PT1

ਕੰਨਾ ਸ਼ਬਦ - ਚਿੱਤਰ ਦੇਖ ਕੇ ਲਿਖੋ



\_\_\_\_\_



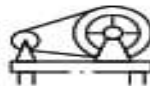
\_\_\_\_\_



\_\_\_\_\_




\_\_\_\_\_



\_\_\_\_\_



\_\_\_\_\_



\_\_\_\_\_



\_\_\_\_\_



\_\_\_\_\_



\_\_\_\_\_



\_\_\_\_\_



\_\_\_\_\_



# ਮਿਹਾਰੀ ਮੁਬਰ - ਚਿੱਤਰ ਦੇਖ ਕੇ ਲਿਖੋ



\_\_\_\_\_



\_\_\_\_\_



\_\_\_\_\_



\_\_\_\_\_



\_\_\_\_\_



\_\_\_\_\_



\_\_\_\_\_



\_\_\_\_\_



\_\_\_\_\_

# ਬਿਹਾਰੀ ਸ਼ਬਦ - ਚਿੱਤਰ ਦੇਖ ਕੇ ਲਿਖੋ



Blank handwriting practice lines for the word 'ਸੁਰੀ' (Swan).



Blank handwriting practice lines for the word 'ਸੁਰ' (Horn).



Blank handwriting practice lines for the word 'ਸੁਰੀ' (Tractor).



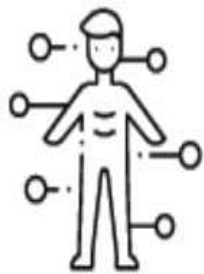
Blank handwriting practice lines for the word 'ਸੁਰੀ' (Arrow).



Blank handwriting practice lines for the word 'ਸੁਰੀ' (Shirt).



Blank handwriting practice lines for the word 'ਸੁਰੀ' (Lamp).



Blank handwriting practice lines for the word 'ਸੁਰੀ' (Anatomy).



Blank handwriting practice lines for the word 'ਸੁਰੀ' (Ant).



Blank handwriting practice lines for the word 'ਸੁਰੀ' (Clock).

# ਅਭਿਆਸ

1. ਹੇਠਾਂ ਦਿੱਤੇ ਚਿੱਤਰ ਪਛਾਣੋ ਅਤੇ ਸ਼ਬਦ ਪੂਰਾ ਕਰੋ—

ਮਾਲਾ      ਸਲਾਦ      ਤਲਵਾਰ      ਦਸਤਾਰ      ਪਾਲਕ      ਤਾਰਾ



ਤਲਵ.....ਰ



ਤ.....ਰ.....



ਪ.....ਲਕ



ਮ.....ਲ.....



ਦਸਤ.....ਰ



ਸਲ.....ਦ

2. ਹੇਠ ਲਿਖੇ ਸਹੀ ਸ਼ਬਦਾਂ 'ਤੇ (✓) ਅਤੇ ਗਲਤ 'ਤੇ (×) ਦਾ ਨਿਸ਼ਾਨ ਲਗਾਓ—

ਤਾਰਾ	<input type="checkbox"/>	ਦਸਤਾਰ	<input type="checkbox"/>	ਬਲਕਾ	<input type="checkbox"/>
ਨਮਾ	<input type="checkbox"/>	ਗਾਲਸ	<input type="checkbox"/>	ਭਗਵਾਨ	<input type="checkbox"/>
ਭਾਰ	<input type="checkbox"/>	ਸਾਗਰ	<input type="checkbox"/>	ਸਾਨਮਨ	<input type="checkbox"/>
ਸ਼ਾਮ	<input type="checkbox"/>	ਗਗਾਰ	<input type="checkbox"/>	ਭਾਗਵਨ	<input type="checkbox"/>

3. ਹੇਠਾਂ ਦਿੱਤੇ ਚਿੱਤਰਾਂ ਨੂੰ ਉਨ੍ਹਾਂ ਦੇ ਨਾਂ ਨਾਲ ਮਿਲਾਓ—



ਤਾਰਾ  
ਨਲਕਾ  
ਵਾਜਾ  
ਦਸਤਾਰ



1. ਹੇਠਾਂ ਦਿੱਤੇ ਚਿੱਤਰ ਪਛਾਣੋ ਤੇ ਸ਼ਬਦ ਪੂਰਾ ਕਰੋ—

ਸਿਤਾਰ      ਨਿਬ      ਕਿਸਾਨ      ਪਿਕਨਿਕ      ਗਿਰਗਿਟ      ਦਿਲ



..... ਦਲ



..... ਸਤਾਰ



..... ਕਸਾਨ



..... ਪਕ      ਨਕ



..... ਗਰ      ਗਟ



..... ਨਬ

2. ਹੇਠਾਂ ਲਿਖੇ ਸ਼ਬਦਾਂ ਨੂੰ ਪੂਰਾ ਕਰਕੇ ਸਾਹਮਣੇ ਲਿਖੋ—

ਬਿਆ .....  
 ਸਿਤਾ .....  
 ਤਿਆ .....  
 ਪਿਆ .....

ਰ



3. ਬਿਹਾਰੀ ਦੀ ਵਰਤੋਂ ਕਰਕੇ ਨਵੇਂ ਸ਼ਬਦ ਬਣਾਓ—

- (i) ਵਰ ..... (iv) ਬਰਸਾਤ .....
- (ii) ਤਰਕ ..... (v) ਲਖਪਤ .....

4. ਹੇਠ ਲਿਖੇ ਸ਼ਬਦ ਜੋੜਿਆਂ ਵਿੱਚੋਂ ਠੀਕ ਸ਼ਬਦ ਚੁਣੋ ਅਤੇ ਦੋ ਵਾਰ ਲਿਖੋ—

- (i) ਹੀਥਾ / ਹਾਥੀ .....  
 (ii) ਚਮਕੀਲੀ / ਚਮਕਲੀ .....  
 (iii) ਸ਼ਰਮੀਲੀ / ਸ਼ਰਮਲੀ .....

# EVS

## **\*Note:**

Do the work in scrap book.

- ✓ Paste or draw 2 dresses of Punjab and Odisha.
- ✓ Paste cuttings of animal and plant fabrics. ( 3 each )
- ✓ Draw and colour internal & external organs (2 each)
- ✓ Paste/Draw pictures of hygiene habits (any 4)

# CHARTS

**Instructions:-Prepare chart according to your Roll No.**

- 1. Use a thick full white chart.**
- 2. Use the chart vertically.**
- 3. Write headings with pencils.**
- 4. Don't colour the borders.**
- 5. Use black marker for written material.**
- 6. Size of the letters should not be less than 3 cm.**

<b>Subject</b>	<b>Content</b>	<b>Roll no</b>
English	Picture composition	1-2
	Describing words	3-4
	Doing words	5-6
Maths	Tables 14,15	7-8
	Plane shapes	9-10
	Time (page.no -182)	11-12
EVS	Means of transport	13-14
	Parts of a plant	15-16
	Means of communication	17-18
Punjabi	ਸਬਜ਼ੀਆਂ ਦੇ ਨਾਮ	19-20
	ਮੇਰਾ ਸਕੂਲ ਬੈਗ	21-22
	ਰੰਗਾਂ ਦੇ ਨਾਮ	23-24
Computer	Parts of paint window (page.no 56)	25-26
	Keyboard keys (page no. 38)	27-28
G.K.	Internal body parts (page no 7)	29-30
	Road signs (page. 24)	31-32
Games	Sports balls	33-34
	Sports icons (pg. 13 of GK book )	35-36
Dance	Musical instruments ( any 4)	37

# Format for charts

