



Important Note

- # Summer Vacation commences w.e.f **25.05.2026 (Monday)** and school will reopen on **06.07.2026 (Monday)**.
- # Holidays homework should be done neatly and in a proper way.
- # The best holidays homework submitted on the first day after vacation will be rewarded.
- # Kindly pay the fee (July- September 2026) by **10.07.2026(Friday)**.

ENGLISH

Do Holidays Homework

in English Notebook



1.

Read Extended Reading Book - Surprise Gifts

Page 1 to 9.



Note:

You can take the printouts of the worksheet and paste it in the notebook.



2.

Do the given worksheets.



Learn Practice Grow



In each group of words, circle the names of things.

- | | | | |
|------------|--------|--------|---------|
| 1. peacock | teapot | lion | sheep |
| 2. friend | uncle | aunt | pencil |
| 3. rabbit | monkey | pigeon | hut |
| 4. school | pen | market | library |



Write **P** for person, **A** for animal or **T** for thing.



1. onion _____

2. grandma _____



3. camel _____

4. woman _____

5. crow _____



6. lizard _____



7. postman _____

8. bus _____



Choose words from the box. Write below each picture.



potter donkey teacher plate goat table
school tailor cup dining room bell



1.



2.



3.







Look at the pictures and fill in the blanks with **MANY WORDS**



1. There are ten _____ in the box.



2. I have five _____ in my bag.



3. The _____ are in the sea.




4. My pet cat gave birth to five _____



5. The _____ are fresh and juicy.



6. Four _____ are flying in the sky.





PICTURE COMPREHENSION

At the Park



Look at the picture carefully and choose the correct answer.



1. Where are the children?
 - a) At home
 - b) At the park
 - c) At the school
2. How many children are there?
 - a) Two
 - b) Three
 - c) Four
3. What is the boy on the swing doing?
 - a) Reading
 - b) Swinging
 - c) Sleeping
4. Who is playing with a ball?
 - a) The girl
 - b) The boy on the swing
 - c) The boy in the red shirt
5. What is the girl near the slide doing?
 - a) Sliding
 - b) Playing with a dog
 - c) Reading a book
6. Can you see any trees?
 - a) Yes
 - b) No
7. What is in the sky?
 - a) Kites
 - b) Birds
 - c) Aeroplanes
8. Are the children happy?
 - a) Yes
 - b) No






Composition



1. A Picnic

A. Look at the picture. Fill in the blanks with words from the box.

apple
bread
happy
picnic
ball



- 1 The family went out for a _____.
- 2 The children are playing with a _____.
- 3 Mother is cutting an _____.
- 4 Father is spreading butter on a slice of _____.
- 5 They are _____.





Holidays HOMEWORK




Subject: English

Topic: MY FAMILY



★ 1. Draw and Write

Draw your family in the box.



Write 3 sentences about your family.

1. _____
2. _____
3. _____

2. Fill in the Blanks

♥ My father's name is _____.


♥ My mother's name is _____.

♥ I love my _____.



3. My Home

Draw your house.



My family lives in this house.

FAMILY

CROSSWORD PUZZLE

Solve the clues and fill in the boxes.



1

2

3

4

5



CLUES

- 1 She takes care of you. (6 letters)
- 2 He goes to work. (6 letters)
- 3 She is your female sibling. (6 letters)
- 4 He is your male sibling. (7 letters)
- 5 A very small child. (4 letters)



TIP

Look at the number of boxes and match with the clue!





MATHS

Do Holidays Homework in
Maths Notebook

Note :

- You can take the printouts of the worksheets and paste it in the notebook.
- Learn Table from 0 to 8.



MATHS:-

Topic- My Family

Activity - Paste pictures of your family members on A4 sheet or a paper and decorate it neatly. Also notedown their age and make record to complete the following table :

I. Complete the Table

Family members	Age (in figures)	Age (in words)
Father		
Mother		
Uncle		
Aunt		
Brother		
Sister		
Grandfather		
Grandmother		

II. Write the total number of family members both in numeral and in words

In numerals _____

In words _____

III. Write the number of boys and girls in your family and compare who are more?

(boys or girls)

Ans. _____

IV. Add the following

Age of	In numeral	In words
Father + Mother		
Brother + Sister		
Uncle + Aunt		

V. (Age of Father) _____ = _____ tens + _____ ones

VI. (Age of Mother) _____ = _____ tens + _____ ones

Multiply & Celebrate Christmas!

★ Use the given values to solve the multiplications. ★



1.  ×  =

9.  ×  =

2.  ×  =

10.  ×  =

3.  ×  =

11.  ×  =

4.  ×  =

12.  ×  =

5.  ×  =

13.  ×  =

6.  ×  =

14.  ×  =

7.  ×  =

15.  ×  =

8.  ×  =

16.  ×  =

Add and fill in the blank space:

1. 4 apples + 2 apples =

6

apples.



2. 8 balls + 3 balls =

balls.



3. 6 birds + 2 birds =

birds.



4. 9 biscuits + 3 biscuits =

biscuits.



5. 7 cars + 5 cars =

cars.



6. 3 Oranges + 2 Oranges =

Orange.



7. 8 Chocolates + 3 Chocolates =

Chocolates.



8. 7 Pencils + 5 Pencils =

Pencils.



9. 8 Elephants + 5 Elephants =

Elephants.



10. 12 Mangoes + 5 Mangoes =

Mangoes.



Addition

Count the butterfly and write the sum in the box

$$\begin{array}{|c|} \hline \text{3 butterflies} \\ \hline \end{array} + \begin{array}{|c|} \hline \text{3 butterflies} \\ \hline \end{array} = \begin{array}{|c|} \hline \text{ } \\ \hline \end{array}$$

$$\begin{array}{|c|} \hline \text{6 butterflies} \\ \hline \end{array} + \begin{array}{|c|} \hline \text{3 butterflies} \\ \hline \end{array} = \begin{array}{|c|} \hline \text{ } \\ \hline \end{array}$$

$$\begin{array}{|c|} \hline \text{4 butterflies} \\ \hline \end{array} + \begin{array}{|c|} \hline \text{6 butterflies} \\ \hline \end{array} = \begin{array}{|c|} \hline \text{ } \\ \hline \end{array}$$

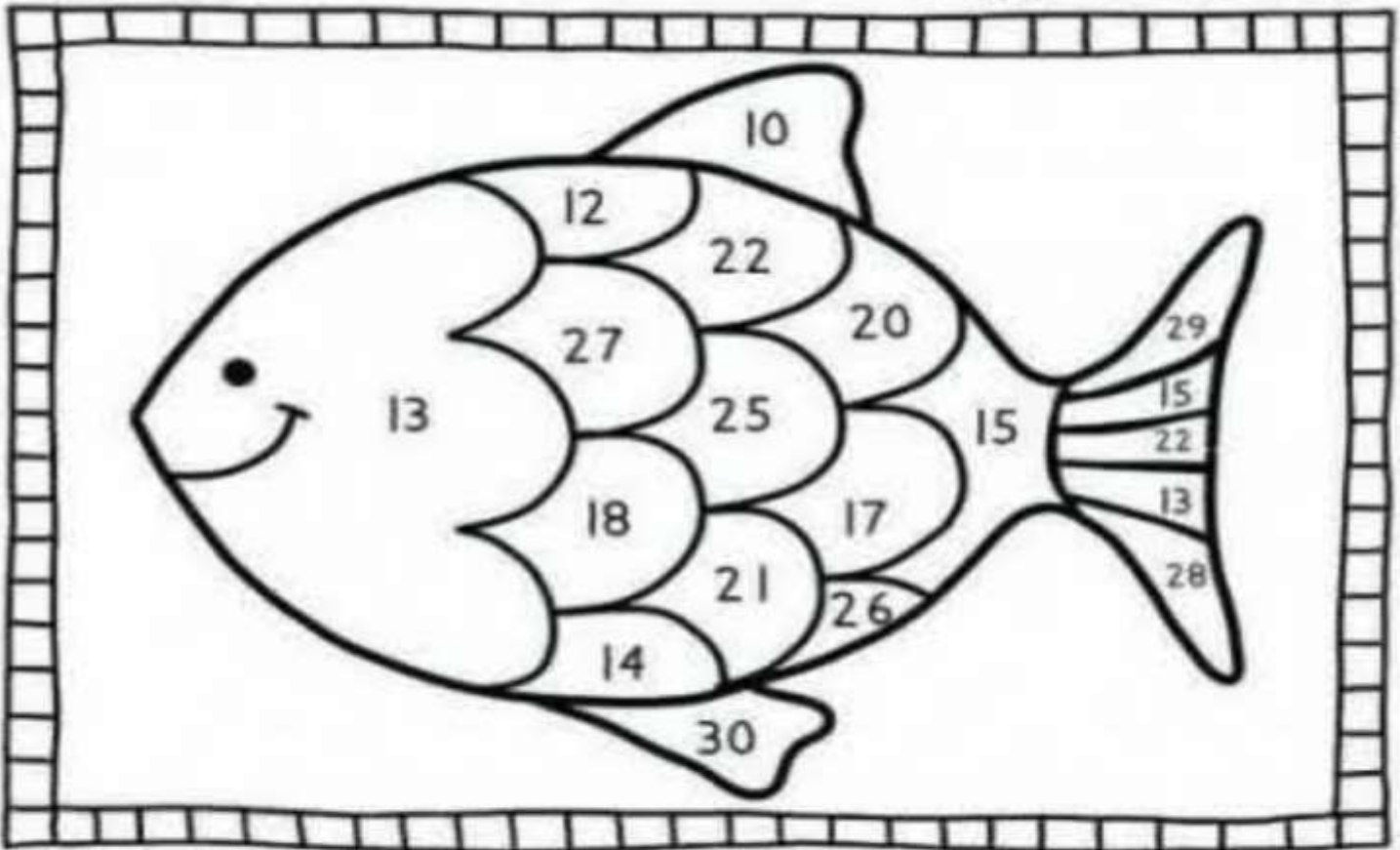
$$\begin{array}{|c|} \hline \text{4 butterflies} \\ \hline \end{array} + \begin{array}{|c|} \hline \text{4 butterflies} \\ \hline \end{array} = \begin{array}{|c|} \hline \text{ } \\ \hline \end{array}$$

$$\begin{array}{|c|} \hline \text{5 butterflies} \\ \hline \end{array} + \begin{array}{|c|} \hline \text{5 butterflies} \\ \hline \end{array} = \begin{array}{|c|} \hline \text{ } \\ \hline \end{array}$$

Solve the addition sums and shade the fish by matching each answer with the given colours .

Name: _____

Add & Shade



red	yellow	green	purple
$6+6=$ <input type="checkbox"/>	$10+3=$ <input type="checkbox"/>	$17+4=$ <input type="checkbox"/>	$6+4=$ <input type="checkbox"/>
$10+5=$ <input type="checkbox"/>	$11+6=$ <input type="checkbox"/>	$12+10=$ <input type="checkbox"/>	$15+15=$ <input type="checkbox"/>
$7+7=$ <input type="checkbox"/>	$13+7=$ <input type="checkbox"/>	$9+9=$ <input type="checkbox"/>	$25+4=$ <input type="checkbox"/>
$15+10=$ <input type="checkbox"/>	$18+9=$ <input type="checkbox"/>	$22+4=$ <input type="checkbox"/>	$15+13=$ <input type="checkbox"/>




ENVIRONMENTAL STUDIES HOLIDAY HOMEWORK (EVS)



Do the work in EVS note book

1 Make a family tree .



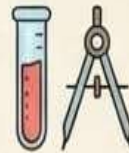
2 Click picture with your house help and write any five qualities of your house help .



3 Write any 5 food items which you like and also write where do you get them from.



4 Solve the shared revision assignment .



Note :-

You can take the printout of the assignment and paste it in the notebook.



Class-1 EVS PT -1 Revision Assignment (L-1, 2 and 4)

Q1. Circle the correct option:

1. Students wear identity cards
(A) in schools (B) at home (C) at the market (D) in parks
2. We use our legs for _____
(A) eating (B) seeing (C) walking (D) breathing
3. Father and mother are called _____
(A) friends (B) parents (C) cousins (D) teachers
4. Our brain helps us to _____
(A) think (B) hear (C) eat (D) breathe
5. _____ is called the head of a joint family
(A) mother (B) cousin (C) brother (D) grand father

Q2. Fill in the blanks using help box:

(family, walk, hear, nuclear, extended, identity, siblings, cousins)

1. A small family is also called a _____ family.
2. We use our ears to _____ .
3. Our name is followed by our _____ name.
4. Our brothers and sisters are called our _____
5. An _____ card carries important information about us.

Q3. True or False:

1. A small family has only grandparents. _____
2. The day we were born is called our birthday. _____
3. Our body has many parts. _____
4. There are two genders. _____
5. Appearance means the way someone looks. _____

Q4. Complete the words :

- 1) r__spe__t 2) s__rn__me 3) co__tro__ 4) t__ng__e

Q5. Matching:

- | | |
|------------------|-------------------------|
| 1) Eyes | (a) extended family () |
| 2) Nose | (b) think () |
| 3) Joint family | (c) walk () |
| 4) Brain | (d) smell () |
| 5) Identity card | (e) school () |
| | (f) see () |

Q5. Complete the words:

1. fu ___ nit ___ re 2) d ___ l ___ ver 3) ___ nerg ___
4) ___ m p or t ___ n t 5) d ___ ffic ___ lt 6) c ___ mpl ___ te

Q6. Give two examples of each of the following:

1. Food we get from plants 1. _____ 2. _____
2. Food we get from animals 1. _____ 2. _____
3. Helpers 1. _____ 2. _____
4. Junk food 1. _____ 2. _____
5. Meals of the day 1. _____ 2. _____

Q7. Circle the odd one out:

1. Healthy Food
a) pulses b) chapati c) milk d) burger
2. Fruits
a) mango b) potato c) apple d) banana
3. Teacher
a) school b) students c) classroom d) post office

Q8. Questions and Answers:

1. What are the three meals that we eat daily?

Ans: _____

2. What is a joint family ?

Ans: _____

Q3. Name the body parts that help us to walk and run.

Ans: _____

Class 1 EVS PT-1 Revision Assignment (L-8 and L-13)

Q1. Circle the correct option:

- _____ is called a complete food.
a) rice b) milk c) cheese d) fish
- A _____ builds houses.
a) carpenter b) farmer c) mason d) barber
- The light food eaten between regular meals is called _____.
a) breakfast b) dinner c) snacks d) lunch
- The carpenter makes _____.
a) dresses b) houses c) furniture d) shoes

Q2. Fill in the blanks using the help box:

dinner, five, tailor, stethoscope, three, breakfast, electrician, garbage


- The garbage collector collects _____.
- We eat _____ important meals in a day.
- The _____ stitches clothes for us.
- We have _____ in the evening.
- Doctors carry a special instrument called _____.

Q3. Write True / False:

- We should drink 3 to 4 glasses of water everyday. _____
- Our life will be difficult without helpers. _____
- Junk food is good for health. _____
- We should never waste food. _____

Q4. Matching:

- | | | |
|--------------|-----------------|-----|
| 1. curd | a) eggs | () |
| 2. ducks | b) leaky taps | () |
| 3. plumber | c) milk product | () |
| 4. postman | d) pizza | () |
| 5. junk food | e) letters | () |
| | f) cereals | () |



Punjabi



1 Do the **Holidays Homework** in **Punjabi Notebook**.



2 Learn Poems of PT1

3 Do reading of **pages-6 to 8** of **book**



Note:



You can take the **printouts** of the worksheets and **paste** it in the notebook.





ਖਾਲੀ ਸਥਾਨ ਭਰੋ-

ੳ _____ ਏ _____ ਹ

_____ ਖ _____ ਘ _____

ਚ _____ ਜ _____ ਟ


ਤਸਵੀਰ ਦਾ ਪਹਿਲਾ ਅੱਖਰ ਲਿਖੋ (ਚ- ਟ)



ਹੇਠ ਦਿੱਤੇ ਚਿੱਤਰਾਂ ਨੂੰ ਸਹੀ ਅੱਖਰਾਂ ਨਾਲ ਮਿਲਾਨ ਕਰੋ—




ੳ



ੲ



ੳ



ੲ



ੲ



ੳ



ੲ



ੳ

A.	Circle the odd one out	
1.	ਚ ਛ ਜ ਗ ਵ	
2.	ੲ ਖ ਗ ਘ ਙ	
3.	ਟ ਵ ਡ ਢ ਣ	
4.	ੳ ਅ ਠ ਸ ਹ	
B.	What Comes After/Before/Between	
	1. ਣ 2. ਙ 3. ਅ 4. ਖ 5. ਜ ਵ	6. ਟ 7. ਹ 8. ਠ ਢ 9. ਲ਼ ਲ 10. ਕ ਗ
C.	Draw and colour	
	ਠ	ਖ
	ਅ	ਹ
	ਘ	ਙ

Allotment of Charts

Subject	R.No.	Topic
English	1, 2	Poem- A farm pg-75 of Mridang book
	3,4	Doing Words
	5,6	Describing words
	7,8	In , On, Under, Near
Maths	9, 10	Shapes
	11, 12	Ordinal Numbers (1-10)
	13, 14	Table of 8 & 9
	15, 16	Ascending/Descending Order in pictorial form
EVS	17, 18	Neighbourhood places
	19, 20	Parts of a plant
	21, 22	Means of Transport
	23, 24	Sense Organs
Punjabi	25, 26	Varanmala Full (ਓ-ਲ਼)
	27, 28	Poem ਫ਼ਲ ਖਾਓ
	29, 30	Poem ਮੇਰੀ ਪਤੰਗ
G.K.	31, 32	National Symbols
	33, 34	Good Manners
	35, 36	Famous Cartoon characters
Sports	37, 38	Indoor games / Outdoor games
	39, 40	Types of balls

Instructions:-Prepare Chart according to your Roll number

1. Use a thick full white chart.
2. Use chart vertically.
3. Write headings with pencils.
4. Don't colour the borders.
5. Use thick black marker for written material.
6. Size of the letters should be 3cm.
7. Topics of chart are given according to the Roll numbers.

Format for charts

