

HOLIDAYS HOMEWORK

CLASS - II

Fun Today,
Bright Tomorrow!

Name : _____

School : _____

Session : 2026 - 27

Roll No. : _____

Important Note

- # Summer Vacation commences w.e.f **25.05.2026 (Monday)** and school will reopen on **06.07.2026 (Monday)**.
- # Holidays homework should be done neatly and in a proper way.
- # The best holidays homework submitted on the first day after vacation will be rewarded.
- # Kindly pay the fee (July- September 2026) by **10.07.2026(Friday)**.



ENGLISH

Do Holidays Homework in
English Notebook

1

Read The Ugly Duckling
story upto page 19.

2

Do the given worksheets.

Note :

You can take the printouts
of the worksheets and
paste it in the notebook.



Verb 'To Be'

Complete the sentences with correct verb.

is

are

am

1. She _____ a good dancer.
2. He _____ going to market.
3. They _____ playing cricket.
4. Rahul and Rohan _____ brothers.
5. I _____ happy.
6. Rishi and Disha _____ playing badminton.
7. He _____ tall.
8. We _____ a family.
9. The bus _____ blue.
10. My father _____ very tall.
11. Today _____ his birthday.
12. They _____ happy and healthy.
13. It _____ a toy car.
14. My family _____ very supportive.
15. They _____ hungry.





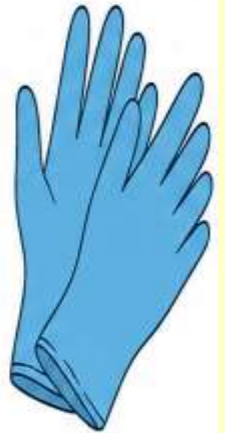
Fun Clothes Word Search



Find the hidden words (→ Across and ↓ Down). Circle them!



S	H	O	R	T	S	X	X	S	W	E	A	T	E	R
T	S	H	I	R	T	X	X	J	A	C	K	E	T	X
U	X	X	X	X	X	X	X	X	X	X	X	X	X	X
D	R	E	S	S	X	C	O	A	T	X	X	X	X	X
E	X	X	X	X	X	X	X	X	X	X	X	X	X	X
N	X	K	U	R	T	A	X	G	L	O	V	E	S	X
T	S	K	I	R	T	X	S	O	C	K	S	X	X	X
S	H	A	W	L	X	X	X	S	C	A	R	F	X	X
C	A	P	X	X	X	X	X	X	X	X	X	X	X	X
X	X	X	X	X	X	X	X	X	X	X	X	X	X	X



Words to Find

Summer: TSHIRT, SHORTS, DRESS, SKIRT, KURTA, CAP

Winter: SWEATER, JACKET, COAT, GLOVES, SOCKS, SHAWL, SCARF

Name: _____ Class: _____





Write the plural form of the given naming words

cat	
bed	
cup	
paper	
pillow	

plate	
table	
tree	
pen	
door	

porch	
box	
wish	
glass	
buzz	

brush	
church	
fox	
bus	
watch	

candy	
baby	
monkey	
story	
pony	
boy	

fairy	
toy	
puppy	
turkey	
day	
bunny	

Rearrange the Words into Meaningful Sentences

1. at/ get up/ six/ I/ o'clock

2. I/ half past/ have/ at/ twelve/ lunch

3. seven/ I/ at/ have/ half past/ a shower

4. home/ I/ at/ go/ o'clock/ three

5. at/ nine/ half past/ I/ school/ go to

6. I/ at/ play/ o'clock/ four/ football

7. work/ I/ half past/ at/ five

8. half/ seven/ at/ I/ breakfast/ past/ have

9. I/ supper/ at/ seven/ have/ o'clock

10. to/ I/ go/ at/ ten/ bed/ o'clock



The names of persons, animals, birds, places or things are called NAMING WORDS.

Underline the naming words in these sentences :

1. The cat is on the wall.



2. The baby has a doll.



3. A goat is eating grass.



4. Mother is cooking dinner.



5. The carpenter is making a stool.



6. An old woman with a stick is crossing the road.





MATHS

Do Holidays Homework in
Maths Notebook

Note :

- You can take the printouts of the worksheets and paste it in the notebook.
- Learn Table from 0 to 13.



Activity - Explore your own wardrobe, observe, count and make record to complete the following information:

I. Complete the Table

Clothes	Number	Number in words
Shirt		
Pants		
Skirts		
Frocks		
Vests		
Briefs		
Shorts		

II. Write the total number of clothes both in numeral and in words

In numerals_____

In words _____

III. Find which clothing item have even numbers. Write their names with numbers.

IV. Add the following

Clothes	In numeral	In words
Shirts + Pants		
Skirts & Frocks		
Vests + Briefs		

V. Which clothing item is maximum?_____


VI. Which clothing item is minimum?_____




V. If you buy 5 more shirts, what will be the new number ?

Play with Colours

(You can take the printouts of the worksheets and paste in Maths Notebook)

Find the difference. Use the key below to colour in each space in the given image.



Answer	16	04	50
Colour			

Even and Odd Numbers

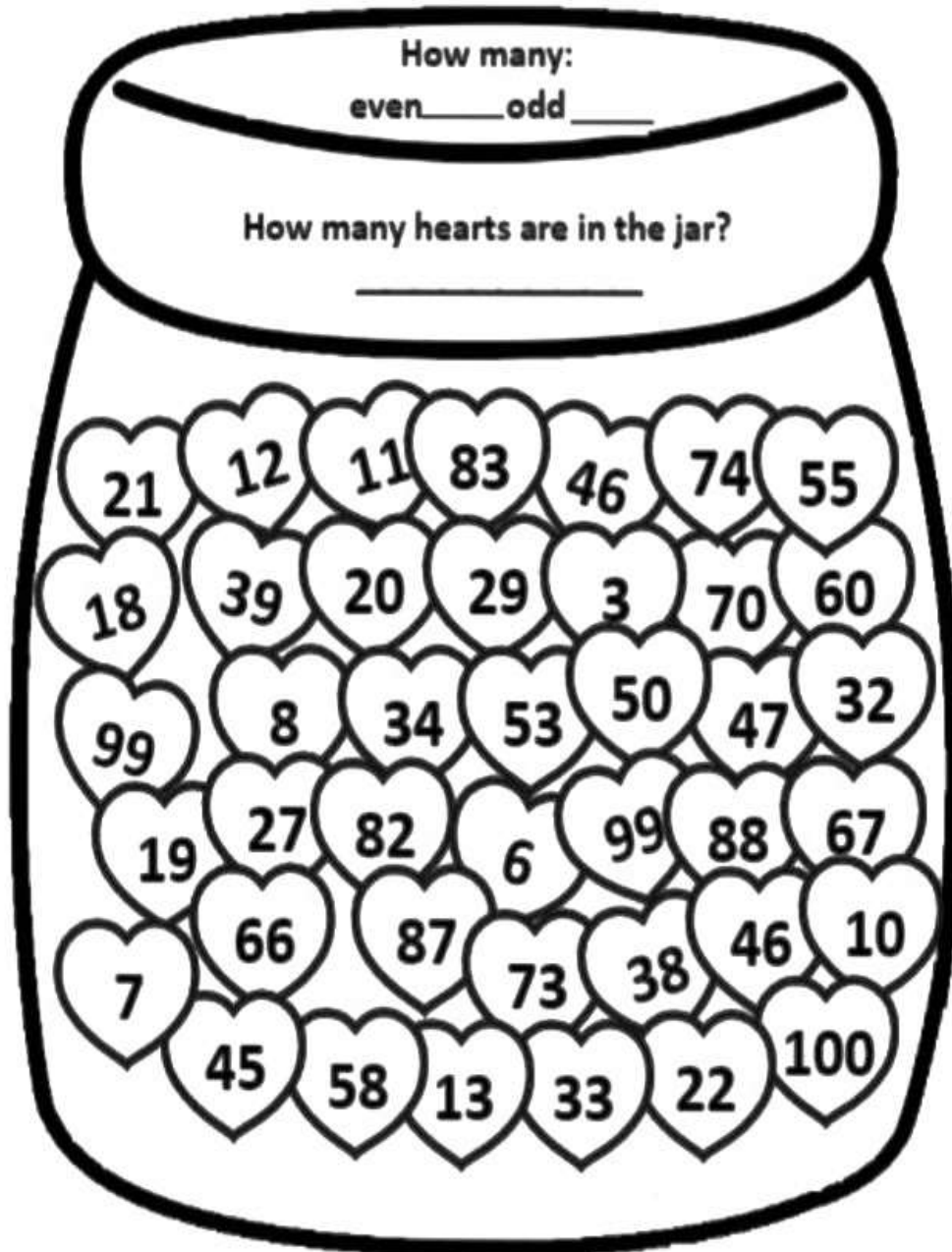
Directions: Color the candy hearts according to the color code.



= even



= odd



Even and Odd Numbers

Directions: Color the candy hearts according to the color code.

MULTIPLICATION MAZE

Fill in the blanks to make the number sentences true!

2	x	4	=	
---	---	---	---	--

	x		x
	=		=

9	x	1	=	9
---	---	---	---	---

	x		x
	=		=

6	x	12	=	72
---	---	----	---	----

x	
---	--

	x	5	=	
--	---	---	---	--

=	
---	--

2	x	9	=	
---	---	---	---	--

36	=	6	x	
----	---	---	---	--

	x		x
--	---	--	---

1	x		=	3
---	---	--	---	---

x			x
---	--	--	---

3	x	3	=	9
---	---	---	---	---

x	
---	--

	=		=
--	---	--	---

--	--	--	--

7	
---	--

--	--

54

12	x		=	144
----	---	--	---	-----

=	
---	--

x

11	x	3	=	
----	---	---	---	--

5

7

--

x

10	x	6	=	
----	---	---	---	--

=

x

x	
---	--

x

=

x

4

5	x	6	=	
---	---	---	---	--

2	x	10	=	
---	---	----	---	--


=	
---	--

=

=

=

48	=	4	x	
----	---	---	---	--



EXPANDED FORM

Write the following in expanded form and name them.

182 = **100** + **80** + **2** = One hundred eighty two.

212 = + + = _____

687 = + + = _____

374 = + + = _____

465 = + + = _____

893 = + + = _____

749 = + + = _____

524 = + + = _____

964 = + + = _____

999 = + + = _____

450 = + + = _____

309 = + + = _____

Name: _____

Write your number: _____

Have fun & learn!



Multiply the numbers given below and color the blocks in which the unit's digit of the product is 0 or 5.

There is a hidden monster waiting for you.

P
I
C
T
U
R
E

P
I
C
T
U
R
E

13
 $\times 6$

55
 $\times 9$

72
 $\times 5$

918
 $\times 4$

788
 $\times 1$

87
 $\times 2$

425
 $\times 8$

325
 $\times 7$

116
 $\times 7$

83
 $\times 5$

24
 $\times 9$

99
 $\times 9$

238
 $\times 4$

21
 $\times 3$

421
 $\times 2$

COLOR CODE

Unit's digit of the product:

0

5

Color:



Practice Worksheet

A. Tick (✓) the correct option.

- Which of the following is the smallest number formed using the digits 5, 7 and 9?
(a) 795 (b) 597 (c) 957 (d) 975
- A toy store sold 489 toys on Monday and 256 toys on Tuesday. How many toys did the store sell in total on the two days?
(a) 753 (b) 754 (c) 745 (d) 756
- A baker baked 932 cupcakes to sell. She sold 420 cupcakes on a busy day. How many cupcakes are left to be sold?
(a) 542 (b) 512 (c) 522 (d) 532
- Which of the following numbers is the smallest?
(a) 513 (b) 452 (c) 570 (d) 499
- What is the place value of digit 6 in the number 614?
(a) 600 (b) 60 (c) 6 (d) 6000

B. State whether the given statements are true or false.

- The number 250 is equal to 25 tens.
- Adding 202 and 133 gives 555.
- 999 is the largest 3-digit number.
- When 250 is subtracted from 600, the difference is 400.
- 700 is more than 650 but less than 750.

C. Fill in the blanks.

- The place value of 8 in 384 is _____.
- Adding 789 to 112 gives a sum of _____.
- Lily had 800 candies. She gave away 350 to her friends. Now she has _____ candies left.

4. There are 560 students in a school. 230 more students joined. So, there are _____ students now.
5. The number 250 is equal to _____ tens and _____ ones.

D. Answer in one word or in a sentence.

1. What is the sum of 437 and 182?
2. How many tens are there in the number 367?
3. What is 600 minus 319?
4. Which number comes before 892?
5. Add 175 and 325.

E. Solve each of the following and find the answer.

1. Shama has 50 coins and Amaira gives her 33 more coins. How many coins does Shama have now?
2. Find the sum of 350, 503 and 102 using column method.
3. If there are 73 colourul pebbles with Meenal and her sister takes 40 out of them, how many pebbles are left with Meenal?
4. Write the statements for the given numbers using the symbols $>$, $<$ or $=$.
 - (a) Four hundred twenty is greater than seven hundred eleven.
 - (b) Four hundred seventy six is smaller than nine hundred one.
 - (c) Eight hundred fifty is greater than two hundred sixty eight.
5. A school library has a total of 78 books. One day, a group of students borrows 34 books for their reading assignments. Help the librarian find out how many books are still left in the library.

☐ Fun Activity Time! ☐

☐ Let's Go Shopping!

Buy any 4 stationery items 🖋️✂️☐

☐ What to do:

- Draw or paste pictures
- Write their prices
- Compare using $>$, $<$, $=$

☐ Do this neatly in your notebook

☐ Make it colourful and creative! ☐

*** Make a model of Clock**



EVS

1. Paste pictures of five helpers who wear uniform. (Do in EVS note book)
2. Paste small cuttings of different types of fabrics (cotton, wool, silk, nylon etc.) and paste on A4 sheet. Write their names also.
3. Make a first aid box and keep necessary items in it.
4. Solve the given assignment.

Do the given assignment in EVS Notebook / You can take printouts and paste in notebook

Practice Assignment (EVS)

Name _____ Class 2 Section _____ Roll No. _____

I. True /False:

1. We have five sense organs. _____
2. Brain is the master organ of the body. _____
3. We can see external organs. _____
4. A nuclear family is a big family. _____
5. We should not help our family members. _____
6. We should not eat junk food. _____
7. Cotton clothes absorb sweat easily. _____
8. We get silk from plants. _____

II. Fill in the blanks using help box:-

(woollen, rainy, parents, seed , bones, siblings, muscles, rayon)

1. A _____ grows into a seedling.
2. _____ clothes keep us warm in winters.
3. Our body is made up of _____ and _____.
4. Our own brothers and sisters are our _____.
5. _____ is a synthetic fibre.
6. Our father and mother are our _____.
7. Father's father is our _____.
8. We wear gumboots in _____ season

III. Complete the following words:

- | | | |
|----------------|---------------|--------------|
| 1. st__m__ch | 2. In__ern__l | 3. c__usi__s |
| 4. pol__est__r | 5. um__rel__a | 6. ch__p__ti |

IV. Circle the odd one out:

1. (sense organs)
A) head B) nose C) tongue D) skin
2. (joint family)
A) uncle B) aunt C) grandfather D) father
3. (natural fibres)
A) cotton B) wool C) nylon D) silk

V . Circle the correct option:-

1. Which of the following is not a natural fibre?
A) Cotton B) silk C) wool D) nylon
2. Which of the following is a body building food?
A) pulses B) bread C) burger D) fruits
3. Which organ digests our food?
A) brain B) lungs C) kidney D) stomach

VI. Mannat brings fruits and nuts in her tiffin whereas Mysha brings rice and potatoes.

Read the above lines and answer the following questions:-

1. Mannat brings junk food . _____ (True/False)
2. Mannat brings _____ and _____ food.
A) energy giving and protective B) body building and protective
C) energy giving and body building D) fast and protective
3. Mysha brings _____ food (energy giving/ protective)

VII Rohan lives with his parents, grandparents, uncle, aunt and cousins. His best friend Harsh lives with his mother and younger sister only.

Read the above lines and answer the following questions

- 1) Harsh lives in a joint family. (True/ False)
- 2) Rohan lives in a _____ family. (nuclear/joint)
- 3) Harsh lives in a _____ family.
(nuclear/ single parent)

Q What are internal organs? Give examples.

Ans : _____

Q Why do we wear woollen clothes in winters?

Ans : _____



Q Why do we need food?

Ans : _____

Q What is a joint family?

Ans : _____

Q Why do we wear clothes?

Ans : _____

Name any Two:-

1) Internal organs A) _____ B) _____

2) Sense organs A) _____ B) _____

3) Natural fibres A) _____ B) _____

4) Types of families A) _____ B) _____

5) Synthetic fibres A) _____ B) _____

6) Energy giving food A) _____ B) _____



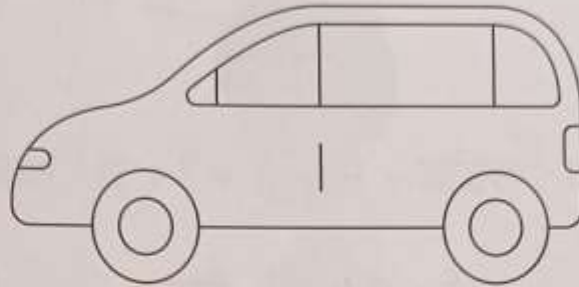
PUNJABI:-

- * Learn poems of PT-1
- * Write 10 words and 5 sentences related to mukta, kannna, Sihari, bihari each in your Punjabi Note book.
- * Do the given worksheets in Punjabi Notebook / You can take printouts and paste in notebook.

ਅਭਿਆਸ

1. ਹੇਠਾਂ ਦਿੱਤੇ ਚਿੱਤਰਾਂ ਨੂੰ ਪਛਾਣ ਕੇ ਉਹਨਾਂ ਦੇ ਨਾਂ ਲਿਖੋ ਅਤੇ ਰੰਗ ਭਰੋ।







2. ਹੇਠ ਲਿਖੇ ਸ਼ਬਦਾਂ ਨੂੰ ਕੰਨੇ (ਾ) ਦੀ ਮਾਤਰਾ ਲਗਾ ਕੇ ਸਾਰਥਕ ਸ਼ਬਦ ਬਣਾਓ—

ਸਜਵਟ	ਸਜਾਵਟ	ਕਰ	ਸਬਣ
ਚਦਰ	ਅਨਜ	ਗਜਰ
ਪਟਕ	ਚਲਕ	ਡਕਟਰ
ਬਸਤ	ਧਗ	ਰਤ
ਦਦ	ਤਲ	ਪਲਕ


3. ਬਰੈਕਟਾਂ ਵਿੱਚੋਂ ਸਹੀ ਸ਼ਬਦ ਚੁਣ ਕੇ ਖਾਲੀ ਥਾਵਾਂ ਭਰੋ—

- (ੳ) ਹਰਨਾਮ ਆਪਣਾ ਯਾਦ ਕਰ। (ਕਾਰ/ਪਾਠ)
- (ਅ) ਬਲਕਾਰ ਨਾ ਕਰ। (ਅਰਦਾਸ/ਝਗੜਾ)
- (ੲ) ਰਾਮ ਵਜਾ। (ਵਾਜਾ/ਕਾਰ)
- (ਸ) ਰਾਜਾ ਚਲਾ। (ਕਾਰ/ਅਨਾਰ)
- (ਹ) ਸਪਨਾ ਗਾ। (ਗਾਣਾ/ਵਾਜਾ)

ਆਓ ਅਭਿਆਸ ਕਰੀਏ

(Subject Enrichment)

1. ਹੇਠਾਂ ਦਿੱਤੇ ਚਿੱਤਰ ਪਛਾਣ ਕੇ ਨਾਂ ਲਿਖੋ—



2. ਹੇਠਾਂ ਦਿੱਤੇ ਚਿੱਤਰਾਂ ਦੀ ਸਹਾਇਤਾ ਨਾਲ਼ ਸ਼ਬਦ ਪੂਰੇ ਕਰੋ—

			ਟ	
	ਲਾ		ਟ	
	ਅ			

3. ਹੇਠਾਂ ਦਿੱਤੇ ਅੱਖਰਾਂ ਨੂੰ ਜੋੜ ਕੇ ਸ਼ਬਦ ਲਿਖੋ—

ਚ+ਾ+ਰ = ਤ+ਾ+ਰ =

ਗ+ਲ+ਾ+ਸ = ਬ+ਸ+ਤ+ਾ =

ਅ+ਵ+ਤ+ਾ+ਰ = ਅ+ਸ+ਮ+ਾ+ਨ =

4. ਸਹੀ ਜਗ੍ਹਾ 'ਤੇ ਕੰਨਾ (ਾ) ਲਗਾ ਕੇ ਸ਼ਬਦ ਦੁਬਾਰਾ ਲਿਖੋ—

(ੳ) ਹਰ = (ਸ) ਰਸਤ =

(ਅ) ਘੜ = (ਹ) ਦਰਵਜ਼ =

(ੲ) ਪਲਕ = (ਕ) ਟਮਟਰ =

ਅਭਿਆਸ

1. ਹੇਠਾਂ ਦਿੱਤੇ ਸ਼ਬਦਾਂ ਦੀ ਮਦਦ ਨਾਲ ਚਿੱਤਰਾਂ ਦੇ ਨਾਂ ਲਿਖੋ—

ਕਿਸਮਿਸ਼

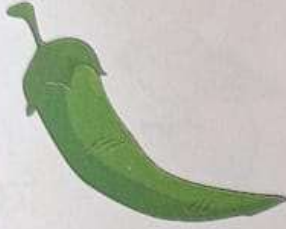
ਨਹਿਰ

ਗਿਰਗਟ

ਕਿਰਪਾਨ

ਕਿਸਾਨ

ਮਿਰਚ



.....



.....



.....



.....



.....



.....

2. ਹੇਠਾਂ ਦਿੱਤੇ ਸ਼ਬਦਾਂ ਨਾਲ ਸਿਹਾਰੀ (i) ਦੀ ਮਾਤਰਾ ਲਗਾ ਕੇ ਸ਼ਬਦਾਂ ਨੂੰ ਦੁਬਾਰਾ ਲਿਖੋ—

■ + ਸ਼ + ਕਾ + ਰ =

ਸ਼ + ■ + ਹ + ਰ =

■ + ਕ + ਤਾ + ਬ =

■ + ਗ + ਆ + ਨ =

3. ਅੱਖਰ ਜੋੜ ਕੇ ਸ਼ਬਦ ਲਿਖੋ—

ਹਿ + ਰ + ਨ =

ਪਿ + ਕ + ਨਿ + ਕ =

ਮਿ + ਰ + ਚ =

ਬਿ + ਸ਼ + ਤ + ਰ =

ਆਠ ਅਭਿਆਸ ਕਰੀਏ

(Subject Enrichment)

1. ਹੇਠਾਂ ਦਿੱਤੇ ਚਿੱਤਰ ਦੇਖ ਕੇ ਸ਼ਬਦ ਪੂਰੇ ਕਰੋ—



2. ਹੇਠਾਂ ਦਿੱਤੇ ਚਿੱਤਰਾਂ ਨੂੰ ਉਹਨਾਂ ਦੇ ਨਾਂ ਨਾਲ਼ ਮਿਲਾਓ—



ਇਨਾਮ
ਕਿਤਾਬ
ਸ਼ਹਿਦ
ਬਿਸਤਰਾ





3. ਸਹੀ ਜਗ੍ਹਾ 'ਤੇ ਸਿਹਾਰੀ (f) ਲਗਾ ਕੇ ਸ਼ਬਦ ਦੁਬਾਰਾ ਲਿਖੋ—

- | | | | | | |
|---------|---|-------|-----------|---|-------|
| (ੳ) ਮਰਚ | = | | (ਸ) ਦਨ | = | |
| (ਅ) ਨਹਰ | = | | (ਹ) ਪਤਾ | = | |
| (ੲ) ਟਕਟ | = | | (ਕ) ਚਹਕਦਾ | = | |

ਅਭਿਆਸ

1. ਹੇਠਾਂ ਦਿੱਤੇ ਚਿੱਤਰਾਂ ਨੂੰ ਪਛਾਣ ਕੇ ਉਹਨਾਂ ਦੇ ਨਾਂ ਲਿਖੋ ਅਤੇ ਰੰਗ ਭਰੋ—







2. ਹੇਠਾਂ ਲਿਖੇ ਸ਼ਬਦਾਂ ਨੂੰ ਤਿੰਨ ਵਾਰ ਸੁੰਦਰ ਲਿਖਾਈ ਵਿਚ ਲਿਖੋ—

- | | | |
|--------|-------|-------|
| ਅਮੀਰ | | |
| ਅਲਮਾਰੀ | | |
| ਸਰਕਾਰੀ | | |
| ਚਮਕੀਲਾ | | |
| ਸਾਈਕਲ | | |
| ਡਾਕੀਆ | | |

3. ਬਰੈਕਟ ਵਿਚੋਂ ਸਹੀ ਸ਼ਬਦ ਚੁਣ ਕੇ ਖਾਲੀ ਥਾਵਾਂ ਭਰੋ—

- | | | |
|-------------------------|--------|--------------------|
| ਨਵਨੀਤ ਤਾਜ਼ੀ ਤਾਜ਼ੀ | ਖਾ। | (ਨਾਰੀਅਲ/ ਨਾਸ਼ਪਾਤੀ) |
| ਨਾਨੀ ਆਈ | ਲਿਆਈ। | (ਜੀਪ/ ਲੀਚੀ) |
| ਦਾਦੀ | ਬਣਾ। | (ਖੀਰ/ ਸਬਜ਼ੀ) |
| ਰਵੀ | ਨਾ ਫੜ। | (ਹਾਕੀ/ ਤਿਤਲੀ) |

Topics for Charts

Roll no.	Subject	Topic
1,2	English	Poem - Little Drops of Water (Mridang Book)
3,4	EVS	Parts of plants
5,6	Punjabi	Poem - ਮੇਰਾ ਸਕੂਲ ਬੈਗ
7,8	Maths	Table of 13,14
9,10	GK	National flags of different countries
11,12	EVS	Means of Communication
13,14	Maths	Show the time (o'clock, half past, quarter past, quarter to) Book pg - 174
15,16	Sports	Indoor Games/outdoor Games
17,18	English	Describing words
19, 20	Computer	Input & Output Devices
21, 22	Punjabi	ਫਲਾਂ ਦੇ ਨਾਂ
23, 24	Maths	Plane shapes (Book pg – 180)
25, 26	English	Doing words
27, 28	Punjabi	ਰੰਗਾਂ ਦੇ ਨਾਂ
29, 30	Maths	Solid shapes (Book pg – 181)
31, 32	GK	Cartoons
33, 34	EVS	Types of houses
35, 36	Computer	Components of Scratch Jr.
37, 38	English	Prepositions
39	Sports	Yoga

Instructions:-Prepare Chart according to your Roll number

1. Use a thick full white chart.
2. Use chart vertically.
3. Write headings with pencils.
4. Don't colour the borders.
5. Use thick black marker for written material.
6. Size of the letters should be 3cm.
7. Topics of chart are given according to the Roll numbers.

Format for charts

