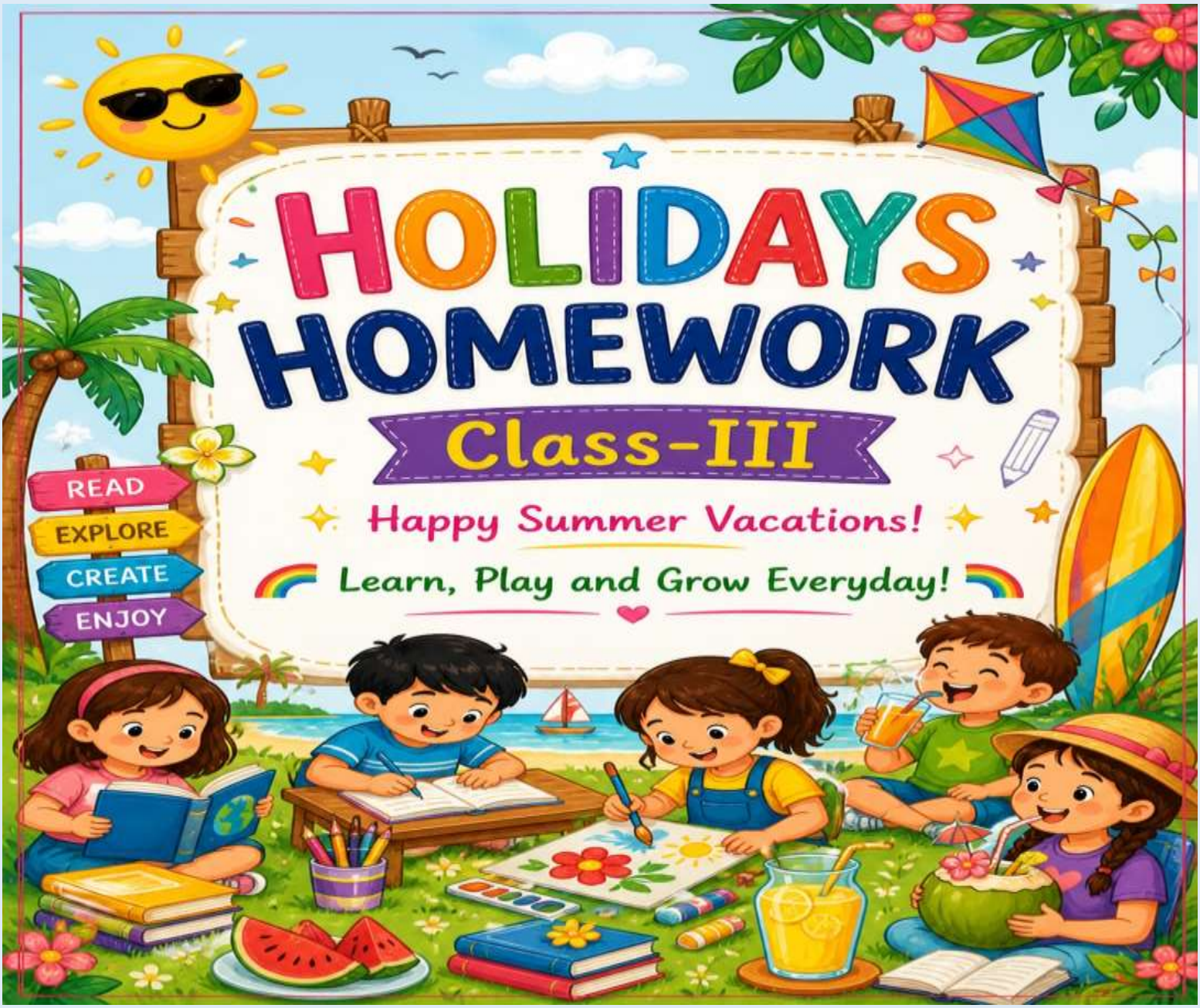

Important Note

Summer Vacation commences w.e.f 25.05.2026 (Monday) and school will reopen on 06.07.2026 (Monday).

Holidays homework should be done neatly and in a proper way.

The best holidays homework submitted on the first day after vacation will be rewarded.

Kindly pay the fee (July- September 2026) by 10.07.2026(Friday).

MAKE YOUR SUMMER VACATION MEANINGFUL!

SUMMER VACATION IS MORE THAN JUST A BREAK FROM SCHOOL.
IT IS A PERFECT OPPORTUNITY TO RELAX, REFRESH YOUR MIND, AND TRY NEW THINGS.
AS YOU ENJOY THIS SPECIAL TIME, MAKE SURE YOU USE IT IN A MEANINGFUL WAY.

- TRY TO LEARN SOMETHING NEW

- TAKE GOOD CARE OF YOUR HEALTH

- STAY ACTIVE WITH REGULAR EXERCISE

- EAT HEALTHY MEALS

- GET PROPER SLEEP



- SUPPORT YOUR PARENTS AND ELDERS

ALWAYS REMEMBER, HOLIDAYS ARE NOT ONLY FOR REST BUT ALSO FOR MAKING THE BEST USE OF YOUR TIME. USE THESE DAYS TO GROW, EXPLORE YOUR ABILITIES, AND RETURN FEELING FRESH AND HAPPY.

Name: _____ Class: _____Roll No._____

English

Holidays Homework

Do holidays homework in your English notebook.

Note:- You can take the printouts of the worksheet and paste in your English notebook.

Do your homework neatly and with your best handwriting.

Happy Holidays!

*Read the story – The Ass Has No Brains (Extended Reading)

Q1. COMPREHENSION PASSAGE

Riya loves to eat tasty food. Her mother always gives her healthy meals.
In the morning, she drinks a glass of milk and eats fruits like apples and bananas.
For lunch, she eats chapati, vegetables, and dal. Sometimes, she also takes rice with curd.

Riya likes junk food such as chips and burgers, but her mother tells her not to eat them often.
On Sundays, she enjoys a treat like ice cream or a sandwich. Riya knows that healthy food makes her strong and active.

Q1. What does Riya drink in the morning?

_____

Q2. What does Riya eat for lunch?

_____

Q3. Which food is healthy?
(a) chips (b) burger (c) fruits (d) pizza Ans: _____

Q4. Healthy food makes us strong. (True/False) _____

Q5. Write any two material nouns from the passage.

_____

Q6. Find and write two food items from the passage.

_____

Q2. WORD GRID

B	A	N	A	N	A	A	G	P	A	S	T	A	P
A	P	P	L	E	I	A	S	U	G	A	R	C	T
T	M	I	L	K	E	A	J	U	I	C	E	A	S
S	M	C	A	K	E	P	G	R	A	P	E	S	N

(Red & juicy). 1. _____

(Yellow Fruit) 2. _____

(White Drink) 3. _____

(Sweet Dessert). 4. _____

(A junk food). 5. _____

(Small & Round). 6. _____

Q3. FOOD WORD PUZZLE

1. NABANA → _____
2. RUGBER → _____
3. APTSA → _____
4. MAREIC EC → _____

Q4.HEALTHY OR JUNK?

Colour Healthy Food Green and Junk Food Red:

Apple Burger Carrot Fries Milk Chocolate

Q5 MY DREAM FOOD CAFÉ

1. Draw your Café Logo:
2. Name of your Café:
3. Write 8 sentences on “My dream food cafe ”

Q6. RECIPE COMIC STRIP

How I Make Fruit Salad

Step 1: _____

Step 2: _____

Step 3: _____

Step 4: _____

Q7.TICK THE CORRECT TENSE

Sentence	Present	Past	Future
1. I eat cheese every day.	☐	☐	☐
2. Yesterday I ate spicy sauce.	☐	☐	☐
3. Tomorrow I will melt.	☐	☐	☐
4. We drink fresh juice daily.	☐	☐	☐

Maths:-

Note – Solve the entire work in Maths Notebook.

1. Learn tables (2-16).

Choose any 5 food items (like soyabean, peanuts, biscuits, dal, Lays etc.) and complete the table by finding their approximate nutritional values(per 100 g) from books, food packets or by discussing with elders.

Complete the Table

(Solve in notebook)

Sr.no	Food item	Energy (Calories)	Protein (g)	Vitamin (yes/no)

1. Which food item has the highest energy?

2. Which food item has the least protein?

3. Arrange the energy values in ascending order.

4. Compare any two food items using >, < or =.

5. Find the difference in energy between any two food items.

6. Which food item is the healthiest according to you and Why?

Take the printout of the assignments, solve and paste it in your notebook.

4 Multiplication

Worksheet-7

Name ..... Class ..... Sec. ..... Roll No. .....

A. Look at the price list of various items.

Items	Price per kg
Sugar	₹ 45
Flour	₹ 28
Salt	₹ 22
Washing powder	₹ 92
Rice	₹ 78

1. How much will Saurabh pay for 13 kg sugar? .....
2. How much will Ankita pay for 30 kg flour? .....
3. How much will Neha pay for 5 kg salt? .....
4. How much will Vimal pay for 7 kg washing powder? .....
5. How much will Smriti pay for 15 kg rice? .....

C. Shilpa is out for shopping to buy plants. She wants to buy only two plants. Help her to find the prices she has to pay for different pairs of plants.





Mental Maths

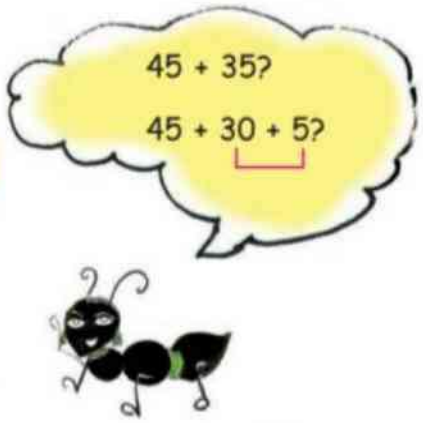

A.

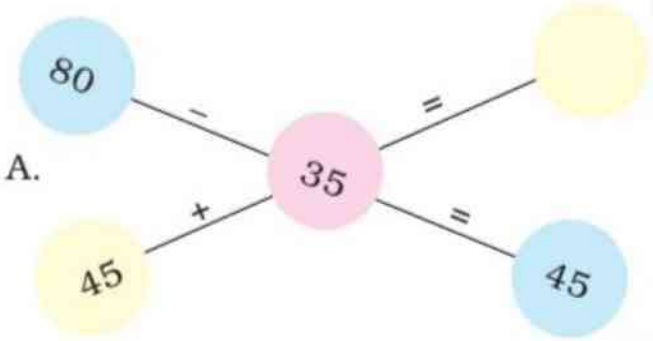

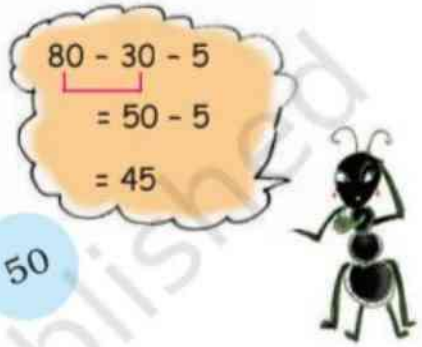

B.

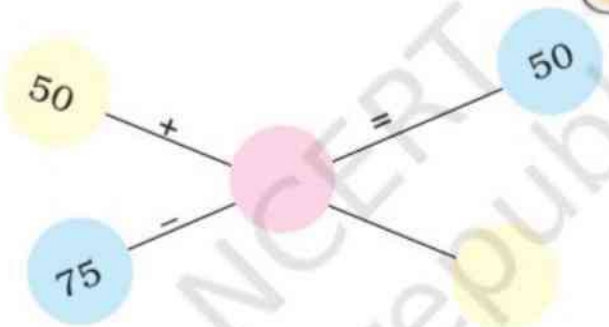

C.

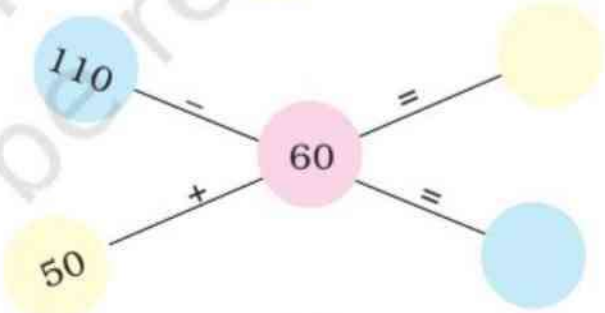

D.

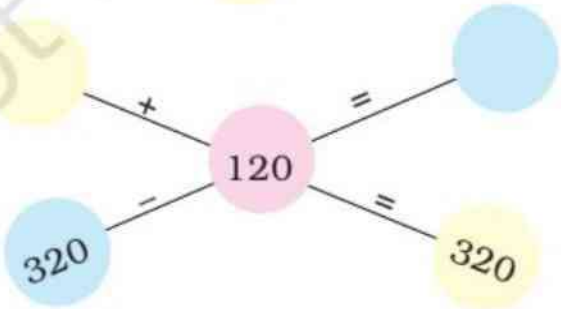

© NCERT not to be republished

C. Complete the multiplication tree

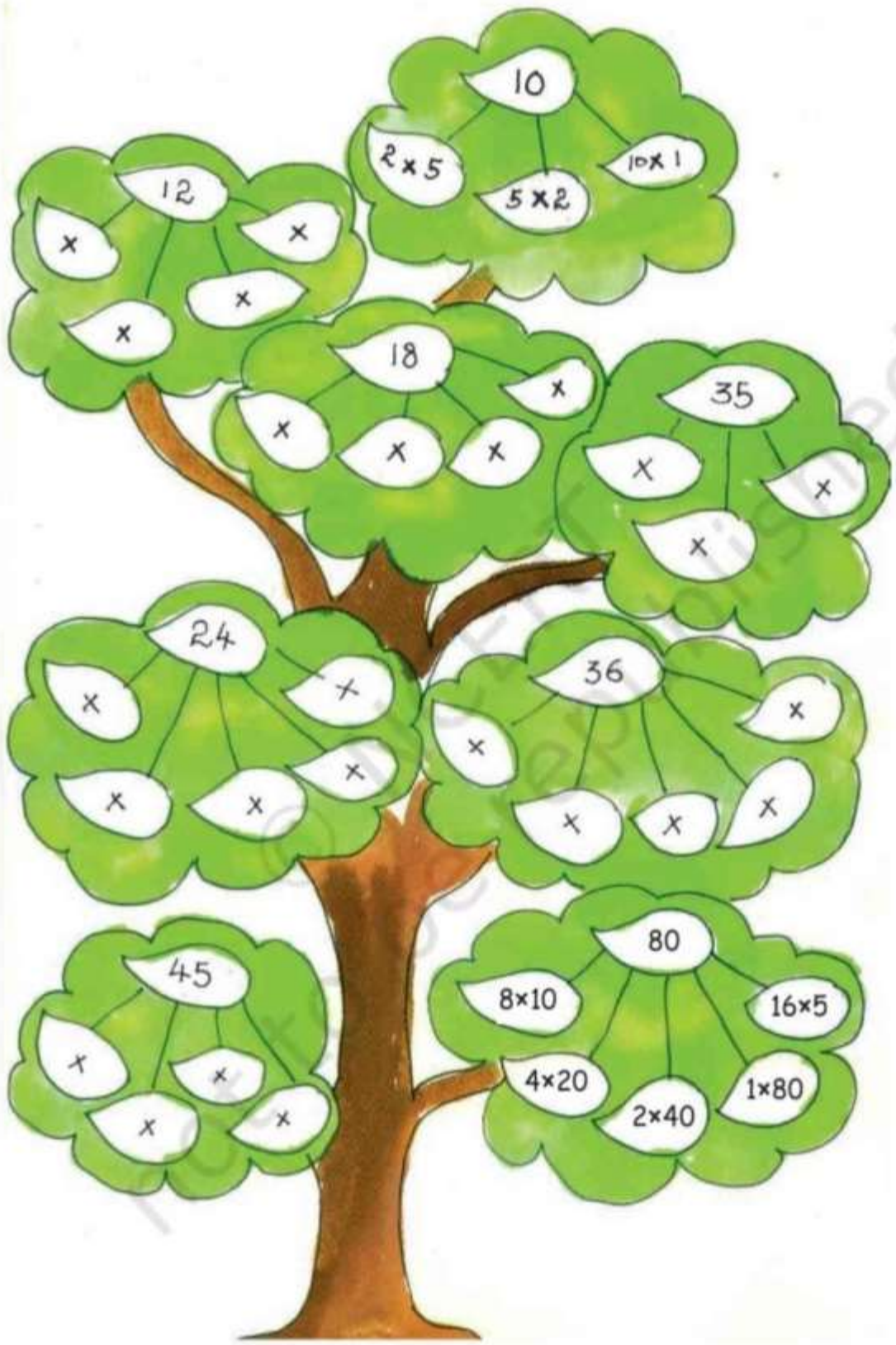

© NCERT not to be republished

EVS:-

Note: Do this work in EVS NOTEBOOK

1. **Draw or paste pictures of food items eaten in summers and winters (3 each).**
2. **Prepare Menu for your healthy lunch box (Monday to Saturday).**
3. **Write the recipe of your favourite dish (healthy and nutritious).**

HINDI:-

Write in notebook

- Varanmala अ-ण (2 times)
- Do page no. 6,7 ,8,9,37 and 57 on book .
- Draw and colours your favourite fruits (any 5).

PUNJABI:-

1) ਪੰਜਾਬੀ ਪਾਠ ਪੁਸਤਕ ਦੀ ਕਵਿਤਾ 'ਸੱਜਰੀ ਸਵੇਰ' ਨੂੰ ਮੌਖਿਕ ਯਾਦ ਕਰੋ।

2) ਪਾਠ 1, 2 ਅਤੇ 3 ਵਿੱਚੋਂ 5- 5 ਔਖੇ ਸ਼ਬਦ ਲੱਭੋ ਅਤੇ ਉਹਨਾਂ ਦੇ ਵਾਕ ਪੰਜਾਬੀ ਨੋਟਬੁੱਕ 'ਤੇ ਲਿਖੋ।

3) ' ਲਾਲਚ ' ਸਿਰਲੇਖ ਹੇਠ ਕੋਈ ਮਿੰਨੀ ਕਹਾਣੀ ਆਪਣੇ ਸ਼ਬਦਾਂ ਵਿੱਚ ਪੰਜਾਬੀ ਨੋਟਬੁੱਕ 'ਤੇ ਲਿਖੋ।

4) ਆਪਣੀ ਪੰਜਾਬੀ ਨੋਟਬੁੱਕ 'ਤੇ ਸੰਤੁਲਿਤ ਭੋਜਨ ਅਤੇ ਜੰਕ ਫੂਡ ਦੀਆਂ ਤਸਵੀਰਾਂ ਚਿਪਕਾਓ ਅਤੇ ਇਹਨਾਂ ਤੋਂ ਹੋਣ ਵਾਲੇ ਫਾਇਦੇ ਅਤੇ ਨੁਕਸਾਨ ਬਾਰੇ ਲਿਖੋ।

Topics for Charts

Roll No.	Subject	Topic
1,2	English	Adjectives
3,4	English	Poem : Colours
5,6	English	Prepositions
7,8	Maths	Fractions (whole, 1/2, 1/3, 1/4) book pg.77
9,10	Maths	Solid shapes (with faces, edges ,vertices) book pg. 94
11,12	Maths	Table of 16,17
13,14	EVS	Parts of Plant
15,16	EVS	Reduce, Reuse, Recycle
17,18	Comp	Components of Scratch window (Book pg - 56)
19,20	Hindi	Varanmala (With pictures)
21,22	Hindi	Story हाथी और दर्जी (With the help of pictures)
23,24	Punjabi	ਕਵਿਤਾ- ਸੱਜਰੀ ਸਵੇਰ
25,26	Punjabi	ਗਿਣਤੀ (1-20)
27,28	Dance	Types of Dance (Classical, Folk, Hip-Hop)
29,30	G.K	Food for Brain
31	G.K	Eco Friendly Toys
32,33	Music	Punjabi folk instruments
34, 35	Dance	Benefits of Dance
38,39	Sports	Yoga poses
40,41	Comp	Robots in different fields (Refer ch-8)

Instructions:-Prepare Chart according to your Roll number

1. Use a thick full white chart.
2. Use chart vertically.
3. Write headings with pencils.
4. Don't colour the borders.
5. Use thick black marker for written material.
6. Size of the letters should be 3cm.
7. Topics of chart are given according to the Roll numbers.

Format for charts