

Class—LKG

Books Recommended

Sr. no.	Name of Books	Publishers
English		
1.	Word Book	ERA Education Books
2.	Bouncy Bears Rhymes (C)	Edutree Publishers Pvt. Ltd.
Maths		
3.	Assignments of Maths	
G.K.		
4.	Picture Dictionary	Carol Publications
Drawing		
5.	Colour Plus (B)	Passion Books

ENGLISH

Term - I (April - September)

SUMMATIVE ASSESSMENT - I

Oral : - Rhymes : (With Actions)

1. God's love is so wonderful
2. LollyPop
3. Little Boy Sunny
4. Chicks
5. Seed
6. Got My Toothpaste
7. Tea Pot
8. Phonetic Sounds (A-Z)

Reading : Pages A to Z

Story : "The Lion & The Shepherd"

Once upon a time there was a shepherd named Kalu. He used to go to the forest everyday to graze his goats. The naughty shepherd used to play pranks daily. One day the shepherd raised a false alarm, "Lion ! Lion ! Save me ! Hel.....l.....l.....p!!!". The farmers working in the nearby field ran to help the shepherd but he started laughing and said, "I was joking, there is no Lion here." The farmers were very angry. After a few days the shepherd played the same trick again. The farmers came for help. They scolded Kalu and went back to their fields. One day the Lion really appeared. The Shepherd shouted loudly for help but no one came to help him. The farmers thought that he might be playing the same prank again. The Lion killed many of the goats. The shepherd was left alone with tears in his eyes.

Moral : "Never tell a lie !"

Question-Answers of the story

Q.1. What is the name of the story ?

Ans. The Lion & The Shepherd.

Q.2. Who always told lies ?

Ans. The Shepherd always told lies.

Q.3. Who came to help the shepherd ?

Ans. The farmers came to help the Shepherd.


Q.4. What did the Lion do ?

Ans. The Lion killed many of the goats.

Q.5. What is the moral of the story ?

Ans. Never tell a lie.

Note : Any other question may also be asked from the story in the examination.



English Communication & General Etiquettes

(Related questions will be asked from the given topics)

My Self :

For example : 1. What is your name ?
2. Where do you live ?

My Class Room :

For example : 1. In which class do you study ?
2. How many doors are there in your classroom ?

My Family :

For example : 1. What is your father's/mother's name ?
2. How many brothers/sisters do you have ?

Days of the Week :

For example : 1. Which day is today ?
2. How many days are there in a week ?

General Etiquettes :

* Use of Please, Thank you, Sorry

(LKG-3)

- * How to wish ?
- * Use of Dustbin, Paper Napkins
- * Use of This, That

For Example : This is a pencil.
That is a door. etc.

- * Use of These and Those

For Example : These are pencils.
Those are windows. etc.

Note : Any other question may also be asked in the examination.

Written :

1. Revision of simple alphabets A to Z
2. Small cursive writing a to z (with pictures)
3. Capital cursive Writing A to F
4. Missing Alphabets (a to z)
5. Circle the odd one.
6. Dictation a to z.
7. Joining Aa-Ff
8. Matching (Picture with Letter)
9. Look and Write (a to z)

Distribution of Marks

Oral :	40
Written :	60
Total :	100

Term - II (Oct. - March)

SUMMATIVE ASSESSMENT - II

Oral :- Rhymes : (With Actions)

1. The Itsy-Bitsy Monkey
2. Ladybug
3. I'm a Little Princess
4. Frog

5. Tommy Trot, A Man of Law
6. Popcorn
7. Two Little Ducks
8. Donkey, Donkey

Reading : Pages A to Z

* Reading of three letter words with phonetic sounds (vowels a, e)

Story : The Cricket and the ants.

Once there lived a cricket in a groove of trees where a group of ants lived too. The ants were very hard working and kept busy for the whole day where as the cricket sat on one branch or the other doing nothing but singing and dancing in the sun. The cricket asked the ants to come and dance with him but the ants refused as ants were busy in collecting food for the winters.

The summer passed and the winters set in. Now, the cricket had nothing to eat as he had not stored any food for the dry days. Poor cricket started finding food here and there but could not find anything to eat. The ants were moved by the cricket's condition and invited the cricket to carry some of the grains.

Moral :- "Work and play should go together." or

" We should plan our work." or

" Don't waste time." or

" Work is worship."

Question - Answers of the story.

Q.1. What is the name of the story?

Ans. The name of the story is " The cricket and the Ants."

Q.2. Who were very hard working?

Ans. The ants were very hard working.

Q.3. Who danced for the whole day?

Ans. The cricket danced for the whole day.

Q.4. Who had nothing to eat in winter?

Ans. The cricket had nothing to eat in winter.

Q.5. What is the moral of the story?

Ans. The moral of the story is " Don't Waste Time."

Note : Any other question may also be asked from the story in the examination.



English Communication & General Etiquettes
(Related questions will be asked from the given topics)

My School :

- For example :**
1. Where do you study ?
 2. How many teachers are there in your school ?

My Teacher:

- For example :**
1. Who is your class teacher ?
 2. What is her qualification ?

Months of the Year :

- For example :**
1. Which month is going on ?
 2. Which month comes after May ?

General Etiquettes :

- * Syllabus of Summative Assessment-I will continue in Summative Assessment-II
- * To teach the use of :-
 - (1) I have finished my work. (2) Please check my note book.
 - (3) Excuse me. (4) Please get aside. (5) Have and don't have.

- For example :** I have a pencil.
I don't have a pencil.

Note : Any other question may also be asked in the examination.

Written :

1. Small Cursive writing (a-z).
2. Capital Cursive writing (A-Z).

3. Dictation (a-z, A-Z)
4. Joining (Aa - Zz).
5. Missing Letters (a-z, A-Z)
6. Matching (Picture with Picture)
7. Look and Write (a-z)
8. Circle the correct letter.
9. Revision of Pictures (a to z).
10. Name of the student.
11. Dictation of three letter words.

Introduction of Vowels a and e

Words ending with **an, at, am, ap**

an	at	am	ap
ban	bat	dam	cap
can	cat	jam	gap
fan	fat	ram	lap
man	mat	sam	map
pan	hat		tap
ran	pat		
tan	rat		
van	sat		
	vat		

Words ending with **en, et, ed.**

en	et	ed
den	bet	bed
hen	get	fed
men	let	led
pen	met	red
ten	net	wed
	jet	
	pet	
	set	
	wet	

Distribution of marks

Oral :	40
Written :	60
Total :	100

MATHS

Term - I (April - September)

SUMMATIVE ASSESSMENT - I

Oral :

Counting : upto 100

Recognition of numbers : upto 100

Table of 0, 1

Table Dodging

Recognition of Shapes : Circle, Triangle, Cone, Semi Circle

Written :

1. Counting upto 100
2. Dodging upto 100
3. Table of 0, 1
4. Recognize the number and Draw \triangle (upto 20)
5. Missing Numbers (upto 100)
6. What Comes after (upto 50)
7. Circle the smaller number (upto 30)
8. Circle the correct number (upto 30)
9. Table Dodging
10. Draw and Colour Circle (with the help of bangle)

Distribution of Marks

Oral : 20

Written : 80

Total : 100

Three letter words sound e

en	et	ed
den	bet	bed
hen	get	fed
men	let	led
pen	met	red
ten	net	wed
	jet	
	pet	
	set	
	wet	

SUMMATIVE ASSESSMENT - II

Three letter words sound a

an	at	am	ah
ban	bat	dam	cap
can	cat	jam	gap
fan	fat	ram	lap
man	mat	sam	map
pan	pat		tap
ran	rat		
tan	tat		
van	vat		
	vat		

Oral :

Counting : upto 200

Recognition of numbers : upto 200

Table of 0, 1, 2, 3

Table Dodging.

Recognition of Shapes : Circle, Triangle, Cone, Square, Oval,

Semi Circle, Rectangle

Written :

1. Counting upto 200
2. Dodging upto 200
3. Table of 0, 1, 2, 3.
4. Table Dodging.
5. Missing Numbers (upto 200)
6. What comes after (upto 100)
7. Circle the smaller number (upto 50)
8. Skip counting by 2's (upto 100)
9. Draw and Colour Triangle (with the help of scale).
10. Reverse counting 10 - 1
11. Single digit addition sums (without carrying)

Distribution of Marks

Oral : 20

Written : 80

Total : 100

GENERAL KNOWLEDGE

Term - I (April - September)

SUMMATIVE ASSESSMENT - I


Picture Dictionary :

- | | |
|--------------------------|---------|
| 1. Fruits | Pg. 2-3 |
| 2. Vegetables | Pg. 4-5 |
| 3. Food | Pg. 13 |
| 4. Parts of Body | Pg. 34 |
| 5. Birds | Pg. 8-9 |
| 6. My Classroom | Pg. 37 |
| 7. My Family | Pg. 38 |
| 8. Outdoor Games | Pg. 10 |
| 9. Indoor Games | Pg. 11 |
| 10. Pet Animals | Pg. 15 |
| 11. Wild Animals | Pg. 16 |
| 12. Electrical Appliance | Pg. 23 |
| 13. Transport | Pg. 27 |
| 14. Stationery | Pg. 28 |
| 15. Action Words | Pg. 30 |

* Recognition

* Q/Ans related to the given topics

Total Marks : 50



Term - II (Oct. - March)

SUMMATIVE ASSESSMENT - II


Picture Dictionary :

- | | |
|--------------------------|--------|
| 1. Sea Animals | Pg. 17 |
| 2. Reptiles | Pg. 18 |
| 3. Animals & Their Homes | Pg. 14 |
| 4. Insects | Pg. 19 |
| 5. Kitchen | Pg. 36 |
| 6. Kitchen Article | Pg. 21 |
| 7. Bathroom Article | Pg. 22 |
| 8. Bedroom | Pg. 35 |
| 9. Dry Fruits | Pg. 12 |
| 10. Tools | Pg. 24 |
| 11. Seasons | Pg. 33 |
| 12. Our Helpers | Pg. 31 |
| 13. Places of Worship | Pg. 32 |
| 14. Clothes | Pg. 29 |
| 15. Birthday Party | Pg. 39 |
| 16. Colours | Pg. 40 |

* Recognition

* Q/Ans related to the given topics

Total Marks : 50



DRAWING & CREATIVE WORK

Term - I (April - September)

SUMMATIVE ASSESSMENT - I

Drawing : (Draw & Colour)

1. Hut
2. Turtle
3. Tree
4. Fish
5. Mango
6. Car

Drawing Book : Pages 3 to 20

Creative Work (C. Work) :

1. Thumb Printing :


Lady bird, Carrot, Caterpillar, Cup, Deer, Grapes.

2. Clay :

Candle, Cup-plate, Umbrella, Lollipop, Carrot, Snail.

Distribution of Marks

Drawing :	25
C. Work :	25



SUMMATIVE ASSESSMENT - II

Objectives :

- * To make students aware about the importance and value of food.
- * To explore ways in which students can help others.
- * To explore ways in which we can adopt healthy eating habits.

Story :

Mithi was a friendly and a soft spoken girl. She loved chocolates and biscuits. Whenever her mother packed chapatti and vegetables in her tiffin box, she would either throw her food or bring the food back home untouched. Her mother spoke to her at length about the importance of food but Mithi continued to waste food. Then one day she went out with her mother to the market. She saw some poor children begging for food. They were hungry and had nothing to eat. Some were even drinking dirty water. Mithi realized the importance of food and promised her mother that she will never waste and throw her food ever again.

ACTIVITIES

Activity-1

- * Discuss the ways in which students waste food or water.

Activity-2

- * Plant a vegetable plant and watch it grow. This will help children understand the need to care for plants.

Activity-3

- * Ask what the families of students do with their leftover food ?
How can leftover food be utilised ?

Activity-4

- * Encourage the child to give the leftover food to animals and birds.

Activity-5

- * Families should be encouraged to share food with poor people.

Self Evaluation :

- * Do I waste my food ?
- * What did I do with the food that I was unable to finish ?

Drawing : (Draw & Colour)

1. Ice-Cream
2. Umbrella
3. Letter Box
4. Joker
5. Chalk Board
6. Traffic Lights

Drawing Book : Pages 21 to 40

Creative Work (C. Work) :

1. **Thumb Printing :**
Peas, Sparrow, Ice-Cream, Ant, Butterfly, Tea-pot
2. **Clay :**
Basket, Balloon, Flower, Grapes, Rolling pin & Rolling board, Water-melon.

Distribution of Marks

Drawing :	25
C. Work :	25

PHYSICAL EDUCATION

Term - I (April - September)

SUMMATIVE ASSESSMENT - I

Warming Up :

Jogging/Running, Free Hand Exercises.

Games :

Simple Race, Pass the Ball, Musical Chair, Race with Partner or Frog Race

MORAL VALUES

Parents are requested to help their wards to participate in the activity to inculcate moral values among them.

Topic - I LOVE MY FAMILY

Main Idea :

Family is a group of closely related people living together, helping and supporting each other.

Objectives :

- * To understand the importance of each family member.
- * To explore ways in which we can create bond with one another.
- * To know how to develop good values.

Story :

Pia and Zia were two sisters. Pia always felt that her parents loved Zia more than her.

One day Pia fell sick and had high fever. Zia took care of her as their parents were not at home. When their parents came back from the office, her father took her to the doctor who gave her medicines. Her mother cooked special food for her and looked after her. Pia then realised that she was loved. She felt the importance of the family members who were always by her side in times of need.

ACTIVITIES

Activity-1

- * Ask the children to tell about their family members.

(LKG-14)

- * Who is the oldest member of the family ?
- * Who is the youngest member of the family ?

Activity-2

- * Make a family tree with pictures of your family members.

Activity-3

- * Role play-enacting their family members

Activity-4

- * Create a story on "My Family".

Activity-5

- * Make a list of fun activities that students do together. For example, watching T.V.

Self Evaluation :

- * What is special about my family ?
- * How do we help each other ?
- * Do I value them in my life ?

Term - II (Oct. - March)

SUMMATIVE ASSESSMENT - II

Warming Up :

Jogging/Running, Free hand Exercises.

Games :

Back Race, One Leg Race, Frog Race, Throw Ball into the Basket.

MORAL VALUES

Parents are requested to help their wards to participate in the activity to inculcate moral values among them.

Topic - NOT WASTING FOOD

Main Idea :

We must not waste food and water.

(LKG-15)

Formation of Numbers				
	1		1	1
	2		1	2
	3		1	3
	4		1	4
	5		1	5
	6		1	6
	7		1	7
	8		1	8
	9		1	9
1	0		2	0